

STATE OF MISSISSIPPI
ANNUAL REPORT
OF THE STATE TREASURER



FOR THE YEAR ENDED
JUNE 30, 2006

OFFICE OF THE STATE TREASURER



TATE REEVES
STATE TREASURER

◆ STATE TREASURY MANAGEMENT STAFF ◆

LIZ WELCH – DEPUTY STATE TREASURER
CAROL ALLGOOD – DIRECTOR – ACCOUNTING DIVISION
LAURA JACKSON – DIRECTOR – BOND & COLLATERAL DIVISION
ELIZABETH H. BOOTH – DIRECTOR – COLLEGE SAVINGS PLANS DIVISION
THOMAS BOUNDS – DIRECTOR – INFORMATION TECHNOLOGY DIVISION
BETSY McLEAN, CFA – DIRECTOR – INVESTMENT & CASH MANAGEMENT DIVISION
JOHN YOUNGER – DIRECTOR – UNCLAIMED PROPERTY DIVISION
RICHARD ROGERS – INTERNAL AUDITOR
LAURA SAFFLE – COMMUNICATIONS DIRECTOR

TABLE OF CONTENTS

Letter of Transmittal _____	1
Past Treasurers _____	3
Executive Summary _____	4
Treasurer’s Statutory Duties _____	6
Representation of the Executive Branch _____	7
Management of the Treasurer’s Office _____	11
Financial Reports _____	20
Historical Information _____	21
Summary of General, Special, Education Enhancement & Clearing Funds _____	22
Schedule of Monthly Receipts & Disbursements _____	24
Schedule of General Fund Receipts _____	26
Schedule of General Fund Disbursements _____	29
Schedule of Special Fund Receipts _____	32
Schedule of Special Fund Disbursements _____	40
Schedule of Education Enhancement Funds Receipts _____	53
Schedule of Education Enhancement Funds Disbursements _____	54
Schedule of Clearing Funds Receipts and Disbursements _____	55
Funds Invested by the State Treasury & Interest Revenue _____	56
Bonded Indebtedness _____	81
Outstanding Issues _____	82
Schedules of Debt Service _____	86
Treasury Department Organizational Chart _____	91
Notes to the Annual Report of the Treasurer _____	92



STATE OF MISSISSIPPI
TREASURY DEPARTMENT

TATE REEVES
STATE TREASURER

POST OFFICE BOX 138
JACKSON, MISSISSIPPI 39205
TELEPHONE (601) 359-3600

December 31, 2006

To the Honorable Haley Barbour, Governor of the State of Mississippi, Members of the Mississippi Legislature, and Citizens of Mississippi:

In compliance with Article 4, Section 115 of the Mississippi Constitution, I am honored to submit the Annual Report of the Treasurer for the fiscal year ended June 30, 2006. The report is a record of the commitment we share to fiscal integrity and responsible, progressive leadership.

I am privileged to serve the citizens of Mississippi as the 53rd State Treasurer. Mississippi has a reputation for conservative financial management that has been further enhanced by the State's commitment to fiscal prudence.

Accomplishments I would note as especially significant during fiscal year 2006 include:

- Mississippi maintained its healthy credit ratings from Moody's, Standard and Poor's, and Fitch this fiscal year. In spite of the effects of Hurricane Katrina, Mississippi's credit ratings (Aa3/AA/AA) remain intact thanks in large part to swift action of state and local officials and the citizens of Mississippi to quickly identify and address critical needs of those impacted.
- We have continued our policy of proactive debt management and continue to look for opportunities to ease the burden on Mississippi taxpayers.
- A total of \$102.47 million in interest was earned in the investment funds in the State Treasury in the fiscal year 2006, reflecting a more rapid recovering economy.
- As of June 30, 2006 Mississippi's total investment portfolio was \$2.16 billion. We ended the year with a total working cash stabilization of \$18.9 million.
- The Mississippi Prepaid Affordable College Tuition (MPACT) program entered its ninth year. By the end of the fiscal year MPACT had 22,398 Mississippi children enrolled in the program.

- The Mississippi Affordable College Savings program (MACS), which is a companion program to MPACT completed the fiscal year with 7,637 participants.
- Our Unclaimed Property Division paid approximately \$9.9 million in claims to citizens of Mississippi during fiscal year 2006.

We must continue to be judicious in regard to borrowing, yet willing to seize economic development opportunities when presented. With prudent fiscal policies coupled with active stewardship of our resources, I am confident that Mississippi will be prepared to seize the great economic opportunities that lie ahead.

Sincerely,

A handwritten signature in cursive script that reads "Tate Reeves". The signature is written in black ink on a light-colored background.

Tate Reeves
State Treasurer

TREASURERS OF THE STATE OF MISSISSIPPI

(FROM THE ADMISSION OF THE STATE INTO THE UNION)

Samuel Brooks, Lawrence County	1817		W.J. Miller, Panola County	1904-1908
Peter Schuyler, Unknown County	1818-1821		George R. Edwards, Attala County	1908-1912
Samuel Wooldridge, Adams County	1821-1828		P.S. Stovall, Hinds County	1912-1916
James Phillips, Jr., Copiah County	1828-1836		J.P. Taylor, Montgomery County	1916-1920
Charles C. Mayson, Marion County	1836-1838		L.S. Rogers, Holmes County	1920
James Phillips, Copiah County	1838		W.M. Murry, Tippah County	1920-1924
J.A. Van Hoesen, Copiah County	1838-1839		Ben S. Lowry, Covington County	1924-1928
Silas Brown, Hinds County	1839		Webb Walley, Greene County	1928-1930
H. Craig, Hinds County	1839		Henry Clay Yawn, Lamar County	1930-1932
James G. Williams, Hinds County	1839		Lewis S. May, Rankin County	1932-1936
Joshua S. Curtis, Hinds County	1840-1841		Newton James, Hinds County	1936-1940
Richard S. Graves, Choctaw County	1841-1843		Lewis S. May, Rankin County	1940-1944
William Clark, Hinds County	1843-1847		Newton James, Hinds County	1944-1948
Richard Griffith, Hinds County	1847-1851		R.W. May, Hinds County	1948-1952
William Clark, Hinds County	1851-1854		Newton James, Hinds County	1952-1956
Shields L. Hussey, Adams & Claiborne Counties	1854-1860		Robert D. Morrow, Rankin County	1956-1960
M.D. Haynes, Yazoo County	1860-1865		Evelyn Gandy, Forrest County	1960-1964
W.B. Weaver, Yazoo County	1865		William F. Winter, Grenada County	1964-1968
John H. Echols, Hinds County	1865-1869		Evelyn Gandy, Forrest County	1968-1972
William H. Vassar, Monroe County	1869-1874		Brad Dye, Grenada County	1972-1976
G.H. Holland, Choctaw County	1875		Edwin Lloyd Pittman, Forrest County	1976-1980
William L. Hemingway, Carroll County	1875-1890		John L. Dale, George County	1980
J.J. Evans, Monroe County	1890-1896		Bill Cole, Hinds County	1980-1988
A.Q. May, Simpson County	1896-1900		Marshall Bennett, Hinds and Holmes Counties	1988-2003
J.R. Stowers, Lafayette County	1900-1901		Peyton D. Prospere, Hinds County	2003-2004
G.W. Carlisle, Hinds County	1901-1902		Tate Reeves, Hinds and Rankin Counties	2004-present
Thad B. Lampton, Pike County	1902-1904			

EXECUTIVE SUMMARY

The State of Mississippi endured one of the most difficult years in its history during fiscal year 2006. On August 29, 2005, Hurricane Katrina irreversibly changed the lives of countless citizens and left destruction in its path the scale of which our nation and our state had never before seen. Yet many would agree that in the midst of the darkest of circumstances, the citizens of the State of Mississippi would also experience their finest hour. Almost immediately after the storm had passed, rescue efforts and supply drives began what all knew would be a long recovery effort. Much of FY 2006 was consumed with establishing temporary housing for those along the Gulf Coast and clean-up efforts so that rebuilding could begin in earnest. Indeed all the efforts of state and local officials, the citizens of Mississippi, and countless volunteers from around the country were not in vain as in a remarkable turnabout, the State exceeded expectations for revenues during FY 2006 by a margin of \$318.3 million (+7.9%) and increased revenues from the previous fiscal year by \$501.6 million (+13.09%).

Looking forward to FY 2007, we expect housing construction efforts to ramp up significantly and economic development projects to provide a source of robust growth and additional employment on the Gulf Coast. In addition to activity on the Coast, the Jackson Metro Area and North Mississippi will also see economic development projects launched, providing an additional source of growth.

The general fund ending cash balance was approximately \$86.2 million [prior to the 50% transfer to the Working Cash Stabilization Reserve Fund (WCSRF)]. We ended the year with a balance in the WCSRF of \$18.9 million, after transfers authorized by the Governor and appropriations authorized by the Legislature to meet the budgetary needs of the State. Interest earnings for fiscal year 2006 totaled \$102.47 million, and at June 30, 2006, the Treasury had an invested balance of \$2.16 billion. Of total earnings, \$16.96 million was earned on the investment of general funds, while the remaining \$85.51 million was earned on special fund investments, including those from the Mississippi Health Care Trust Fund (HCTF), the Working Cash Stabilization Reserve (Rainy Day) Fund (WCSRF), the Mississippi Prepaid Affordable College Tuition (MPACT) Fund, the Workers' Compensation Trust (WCT) Fund, and the Education Improvement Trust Fund (EITF).

During fiscal year 2006, Mississippi issued general obligation bonds of \$200,235,000; taxable general obligation bonds of \$104,545,000; general obligation refunding notes of \$52,915,000; taxable general obligation notes of \$29,370,000; taxable commercial paper notes of \$27,000,000 and tax-exempt commercial paper notes of \$6,000,000. The authorizations represent Mississippi's commitment to improving the quality of life through transportation, health, education, the environment, economic development and tourism, plus a commitment to assist the small business community along our Gulf Coast following Hurricane Katrina.

- **\$200,235,000 General Obligation Bonds** – to provide funding for various capital improvements in the state including the state's agencies and universities, to provide funding for the Building Fund for the Arts Program, to provide funding for the Disaster Assistance Trust Fund, and to provide funding for the Water Pollution Control Revolving Fund.
- **\$104,545,000 Taxable General Obligation Bonds** – to provide funding for state shipyard improvements and to provide funding for Mississippi Business Investment Act, ACE Fund, Local Government Freight Rail Service Revolving Loan Program, Economic Development Highway Fund, Local Governments and Rural Water Systems Improvement Revolving Fund and Land, Water, Timber Resource Fund.
- **\$52,915,000 General Obligation Notes, Series 2005 A** – to provide funding for the local System Bridge Replacement and Rehabilitation Fund, to purchase equipment for the University Medical

Center, and to provide funding for various capital improvement projects in the state including the state's agencies, community colleges and universities.

- **\$29,370,000 Taxable General Obligations Notes, Series 2005 B** – to provide funding for the renovation and upgrade of systems at the Lockheed Martin Laboratory at Stennis Space Center, to aid in the construction, furnishing, equipping and operating of the University Medical Center Cancer Institute, and to provide funding for various capital improvement projects at the state universities.

Mississippi has enjoyed healthy credit ratings from the national rating agencies for many years (on a scale with 'AAA' as the top rating – 'Aa3', Moody's; 'AA', Standard and Poor's; 'AA', Fitch). The rating agencies rate a state's budgeting process and examine very closely a state's overall economy for diversity and growth potential, a sign of growing and stable revenues in the future. Following Hurricane Katrina, Mississippi was placed on a watch list for potential downgrade as the rating agencies waited to see how the State would fare in the months following the storm. Within a few months, all the agencies removed Mississippi from the watch list and affirmed the state's ratings – a testament to the leadership of the state and the resilience of its citizens.

Fiscal year 2006 marked the MPACT program's ninth full year of operation. By the end of the fiscal year, there were 22,398 Mississippi children registered in the MPACT program, assuring a college education for these participants. The MPACT fund had an invested balance of \$184.9 million at the end of the year. The MACS program was approved by the 2000 session of the Mississippi Legislature and launched during FY 2001. MACS is a companion program to MPACT under which families can save for books, room and board, graduate school and other costs of higher education not covered under MPACT. After four years of operation by the end of the 2006 fiscal year, 7,637 participants had opened MACS accounts with an invested balance of \$61 million. Both MPACT and MACS are overseen by nine member board of directors from throughout the state and a panel of four legislative advisors. The College Savings Plans of Mississippi Annual Report is available in a document separate from the Treasurer's Annual Report.

The Mississippi Health Care Trust Fund (HCTF), established to provide a perpetual source of revenue for health care in our state, continues to grow. The HCTF ended FY 2006 with a balance of \$546,248,659, including a \$240 million state loan and a small balance in its companion fund the Health Care Expendable Fund. Assets invested with money managers totaled \$305.3 million. This amount reflects direct payments and interest accumulated as a result of the State's Tobacco Litigation Settlement and monies appropriated by the Legislature for disbursement to various health care agencies.

The strong revenues posted for fiscal year 2006 are likely to continue into fiscal year 2007 and for several years after, fueled by the recovery effort on the Gulf Coast. The extraordinary growth is not likely to last as the economy should moderate toward a more normal rate of expansion as the state recovers, and as it does so, all of us that are involved in the budgeting process will be challenged to prudently manage the monies of the state.

I will continue to champion the causes of fiscal discipline (including prudent revenue projections and budget appropriations), lowering the debt burden on taxpayers, and the importance of education to the future of this state through the MPACT and MACS programs. I urge all participants in state government to continue to work to position Mississippi to seize the opportunities afforded to the state and to work tirelessly for a better and brighter future for all our citizens.

TREASURER'S STATUTORY DUTIES

The elected office of the State Treasurer is created under Article 5, Section 134, of the Mississippi Constitution. The Mississippi Code details the fiduciary responsibilities of the Treasurer. These responsibilities include the issuance of state debt, responsibility for the timely payment of principal and interest on the State's bond and note obligations, and receiving, disbursing and investing state funds. Specifically, the State Treasurer's statutory duties are:

- to invest and account for general, special, clearing and special purpose investment funds as well as bond proceeds, according to specific legislated authorization and direction;
- to account for and invest trust funds in the custody of the Treasurer;
- to account for and disburse funds for scheduled payments on bonded indebtedness;
- to prepare all reports and maintain all records required by the Federal Tax Reform Act for calculating any required arbitrage rebate;
- to distribute proportionate tax revenues to counties, cities, and other taxing districts of the state;
- to monitor the cash position of all Treasury funds to insure that cash balances are invested immediately and sufficient cash balances are on hand to pay obligations as they become due;
- to provide a cash flow projection for the timing of receipts and disbursements;
- to identify and recommend to other state agencies the use of cash management techniques which speed collection and increase earnings on investment balances;
- to prepare semi-annual GAAP report packages on all funds managed by the Treasurer for inclusion in the Comprehensive Annual Financial Report prepared by the Department of Finance and Administration;
- to act as custodian of unclaimed property reported to the Treasurer and attempt to locate the rightful owners so that they may claim their property;
- to serve as Treasurer to the Mississippi Employment Security Commission;
- to insure that all state deposits in approved depository institutions are collateralized at 105% of the deposit balance according to statute;
- to serve as custodian for securities pledged to the state and its agencies;
- to annually approve and issue a commission to all financial institutions serving as depositories for state funds;
- to process and pay all warrants issued by the state in payment of its obligations;
- to administer the Mississippi Prepaid Affordable College Tuition (MPACT) Program and invest the corpus of the MPACT Trust Fund on behalf of the purchasers of state-guaranteed college tuition contracts; and
- to oversee the Mississippi Affordable College Savings (MACS) Program and monitor performance of the MACS Program Manager.

REPRESENTATION OF THE EXECUTIVE BRANCH

The State Treasurer also represents the Executive Branch on various boards and commissions. These entities work for the realization of many fundamental aspects of a quality life—from the development of essential infrastructure such as clean water and affordable housing, to the development of young minds for future economic contributions to the workplace. These authorities are:

THE STATE BOND COMMISSION

The State Bond Commission shares with the Legislature responsibility for the direction of Mississippi's capital investment and debt financing. The Commission is composed of the Governor, The Attorney General and the Treasurer. Under Bond Commission direction, issuances were made in fiscal year 2006 to foster economic development, strengthen the economy and create jobs through funding to finance education and preserve history—both now and for the future. These financings included the funding of improvements to transportation infrastructure; preservation of historic sites and ethnic heritage; assistance to communities in planning and development; to advance technology and education; and to support small business, minority ownership and entrepreneurship.

THE COLLEGE SAVINGS PLANS OF MISSISSIPPI BOARD

The Treasurer serves as an *ex-officio* member of the College Savings Plans Board. This board is responsible for Mississippi's two college savings programs: MPACT and MACS. The Mississippi Prepaid Affordable College Tuition (MPACT) program began its ninth full year of operation at the beginning of fiscal year 2005, administered in the Treasury Department under the rules established by the board. During FY 2006, MPACT offered a fall enrollment period and over 1,425 Mississippi children were enrolled through the efforts of this very important program. Total enrollment for the program had reached 22,398 by the end of FY 2006, with an invested balance of \$184.9 million. During fiscal year 2000 the Legislature approved the MACS (Mississippi Affordable College Savings) program as a complementary program to MPACT. During FY 2001 the board hired TIAA-CREF Tuition Financing, Inc., an affiliate of the Teachers Insurance and Annuity Association College Retirement Equity Fund (TIAA-CREF), to manage the MACS Program. The board also wrote program rules and approved investment plans for MACS. The MACS program opened for enrollment in March 2001. During FY 2006, the MACS program opened an additional 1,221 accounts to reach total enrollment of 7,637 children and increased assets under management to \$61 million.

THE MISSISSIPPI HEALTH CARE TRUST FUND

The Treasurer serves as Chairman of the 13-member board of the Mississippi Health Care Trust Fund, established by the 1999 Mississippi Legislature. The board oversees the investments of the care funds of over \$545.4 million (includes a \$240 million state loan and \$14.1 million in accrued interest on the loan as of June 30, 2006). Core investments (excluding the state loan and associated accrued interest) total \$291.3 million. The Mississippi Health Care Trust Fund submits a separate annual report as of June 30, 2006.

THE STATE PRISON EMERGENCY CONSTRUCTION AND MANAGEMENT BOARD

The Treasurer serves with the Lieutenant Governor and the Attorney General on the State Prison Emergency Construction and Management Board (SPECM). Established by the Legislature in 1994, SPECM's directive was to double the capacity of the state's penal system over two years via construction of 2,116 new public prison beds and 2,000 beds in privately managed facilities. The efforts of SPECM, the Department of Corrections and local law enforcement officers are sending a clear message to the criminal elements in the state that Mississippi is serious about fighting crime and is determined to do whatever it takes in order to insure public safety for our citizens.

THE ECONOMIC DEVELOPMENT STRATEGIC PLANNING TASK FORCE

The Treasurer is a board member of this group comprised of leaders from the public and private sectors in the fields of business, health, education, labor, agriculture and government. Created by the Legislature in 1989, the purpose of the task force was to develop and implement a long-term strategic plan to revitalize the state economy and prepare Mississippi for competition in the global market. In its first year the Task Force completed an analysis of Mississippi's economic development potential entitled Seizing the Future: a Commitment to Competitiveness. The result of the first year of work by the new Task Force was: "Seizing the Future: On the Right Track," presented to the 1999 Mississippi Legislature with recommendations in the areas of Human Resources, Strategic Resources, Business Resources, Technology Resources, Social Resources, and Physical Resources.

THE PUBLIC EMPLOYEES' RETIREMENT SYSTEM

The Treasurer is a member of the Board of Trustees of the Public Employees' Retirement System (PERS), which oversees the administration and operation of the system, including the investment of all system funds according to legislated authority. There are over 159 thousand contributing members of the retirement system, including employees of state agencies, public schools, state universities and Community or Junior Colleges, local governments, as well as other political subdivisions and juristic entities.

In absolute terms, the investment results for fiscal year 2006 produced a total fund return of 10.7 percent. The system has shown an annualized rate of return of 6.1 percent for the past five years. System net assets increased from \$18.2 billion to \$19.7 billion based on market value, through cash flow and investment performance. For fiscal year 2006, domestic and international equities had returns of 10.0 percent and 26.0 percent, respectively, compared to the System benchmark returns of 9.6 percent for domestic equities and 26.6 percent and 35.9 percent for international equities. The PERS' debt securities returned a negative 0.5 percent compared with a negative 0.8 percent return of the Lehman Brothers Aggregate Index. Real estate investments experienced returns of 18.7 percent for the fiscal year as compared with the System's benchmark returns of 18.7 percent and 22.0 percent. The total return of 10.7 percent compares with the PERS' Total Fund Benchmark of 11.4 percent (Callan Associates Plan Sponsor – Large Funds).

The Board of Trustees and staff continually evaluate the asset allocation of the investments of the System with preservation of principal being the primary goal. Maximizing investment results to meet the funding needs of the System in the coming decade is the challenge that the Board and the staff of the PERS face as we prepare for the future.

THE MISSISSIPPI BUSINESS FINANCE CORPORATION

The Treasurer is an ex-officio member of the Mississippi Business Finance Corporation (MBFC), a non-profit corporation with the mission of coordinating a variety of state resources in order to assist businesses in obtaining financing for establishing new facilities, in expanding existing businesses, and to position the state as an aggressive competitor in the global market. MBFC represents a cooperative effort between the public and private sectors to stimulate both commercial and industrial development and expansion by administering financing programs that provide competitive or below-market interest rates and tax incentives for qualified projects.

MBFC serves as a comprehensive financing source, allowing companies locating or expanding in Mississippi to review certain financing and incentive alternatives through the corporation. The board of directors of MBFC also serves as directors of the Mississippi Development Bank (MDB). MDB was created to issue bonds to make funds available to local governmental units at reduced rates and at more favorable terms to finance infrastructure improvements and for other public purposes. During fiscal year 2006, MBFC/MDB approved 189 projects while funding 80 projects totaling over \$791,772,754 that created or preserved 1,462 jobs. The Mississippi Business Finance Corporation also retained 2,183 jobs in the year 2006.

THE LICENSE TAG COMMISSION

The Commission is composed of the Governor, the Attorney General and the State Treasurer and is authorized to negotiate and contract for the purpose of license or number tags for the passenger and commercial vehicles in Mississippi. Every four years a new license tag design is selected. The next new design is due to be selected in fiscal year 2005, and will begin appearing on vehicles during the second quarter of fiscal year 2006.

THE HISTORIC PROPERTIES TRUST FUND ADVISORY COMMITTEE

The Treasurer is a member of the Historic Properties Trust Fund Advisory Committee. The Historic Properties Trust Fund was established by the Legislature in 1987 to promote private fundraising that will encourage the preservation, restoration and development of significant historic sites around the state. During fiscal year 1999 the Legislature approved the Mississippi Landmark Grant Program, establishing the Mississippi Historic Properties Trust Fund within the State Treasury. Initial funding for the trust was \$10 million set aside from the Unclaimed Property Fund. The interest and income generated by investing this money is transferred quarterly to the Mississippi Landmark Grant Program to be used by the Department of Archives and History for the purpose of acquiring, preserving, restoring, supporting, operating and administering Mississippi Landmark properties or for specific historical projects. Additional funds come from donations, bequests, gifts and grants. Boards of Supervisors of counties and governing authorities of municipalities may make contributions to the program for use on specific properties. During fiscal year 2006, the Historic Properties Trust Fund earned interest totaling \$73,688.95, which was transferred to the Mississippi Landmark Grant Program.

THE MISSISSIPPI TORT CLAIMS BOARD

The Treasurer serves as a member of the Tort Claims Board, which administers the State Tort Claims Fund. The Legislature created this fund to pay claims arising from the abolishment of sovereign immunity of governmental agencies effective July 1, 1993. The sovereign immunity from torts previously enjoyed by State Government has been waived to the extent of \$50,000 for torts occurring before July 1, 1997; \$250,000 from July 1, 1997 to July 1, 2001; and \$500,000 after July 1, 2001. The board also approves all state and local government pools and coverage plans.

The Mississippi Tort Claims Board has also been charged by the 2003 Mississippi Legislature with the direction of the Mississippi Medical Malpractice Plan. This plan is intended to provide a temporary market of last resort for medical malpractice insurance for hospitals, institutions for the aged or infirm, or other health care facilities. Professional Liability Coverage is available on a claims-made basis only. The limits of liability for participants who are political subdivisions are \$500,000 per single occurrence and \$2,000,000 annual aggregate and a maximum of \$1,000,000 per single occurrence and \$3,000,000 annual aggregate for all other participants. Defense cost is in addition to the limit. The Mississippi Medical Malpractice Plan provides that in the event of an underwriting deficit at the end of any fiscal year the Plan is in effect, the Plan board of directors may make a premium contingency assessment against all policyholders during such year.

MANAGEMENT OF THE STATE TREASURER'S OFFICE

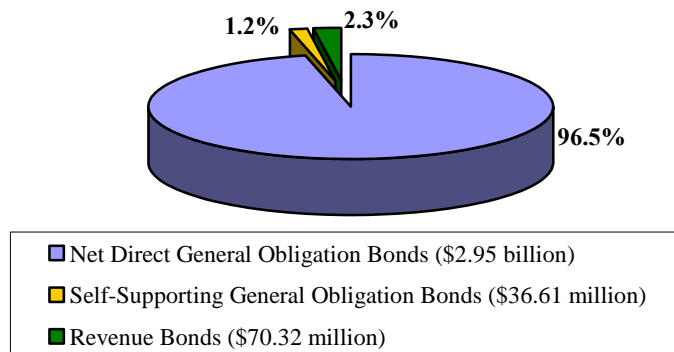
BOND AND COLLATERAL DIVISION

The Bond and Collateral Division is responsible for the management of general obligation and revenue bonds issued by the State Bond Commission. General obligation bonds consist of (1) net direct general obligation bonds and (2) self-supporting bonds with specific revenue pledges. Managing the state's debt requires timely disbursement of funds to paying agent banks for scheduled principal and interest payments. The bond division also handles the registrar/paying agent duties for several outstanding bond issues. This division oversees the registration of the outstanding bearer bonds as to principal only. Historical information regarding each issue is maintained by the Bond and Collateral Division. As of June 30, 2006, the Bond and Collateral Division serviced \$3,061,260,000 of outstanding principal on state bond issues. **Table I** provides the outstanding principal on all state bond issues as of fiscal year-end 2006. **Graph I** illustrates the issue type distribution of outstanding state bond issues.

TABLE I
OUTSTANDING PRINCIPAL ON STATE BOND ISSUES

Issue Type	Amount
Net Direct General Obligation Bonds	\$2,954,335,000
Self-Supporting General Obligation Bonds	\$36,605,000
Total General Obligation Bonds	\$2,990,940,000
Revenue Bonds	\$70,320,000
TOTAL BONDED INDEBTEDNESS	\$3,061,260,000
<i>As of June 30, 2006</i>	

Graph I
Issue Type Distribution of Outstanding State Bond Issues



Net Direct General Obligation Bonds [\$2,954,335,000 (96.5%)] - Bonded debt payable only by appropriation from the General Fund or by specific sources of revenue which would otherwise accrue to the General Fund except for servicing of such debt. These obligations are secured by the full faith and credit of the state.

Self-Supporting General Obligation Bonds with Specific Revenue Pledges [\$36,605,000 (1.2%)] - Bonded debt payable from user-fee revenues, specific project revenues and certain other special fund receipts. These obligations are backed by the full faith and credit of the state.

Total General Obligation Bonds [\$2,990,940,000 (97.7%)] - Bonded debt of the state to which the full faith and credit of the state is pledged. (Total of net direct general obligation bonds and self-supporting general obligation bonds with specific revenue pledges)

Revenue Bonds [\$70,320,000 (2.3%)] - Bonded debt payable solely from a specific revenue pledge derived from operating the facilities acquired. The full faith and credit of the state is not pledged.

Total Bonded Indebtedness [\$3,061,260,000 (100.0%)] - All bonded debt of the state, both general obligation and revenue bonds.

The Bond and Collateral Division also monitor the investment earnings on the gross proceeds of all federally tax-exempt state bond issues. U.S. Treasury regulations limit the yield at which proceeds on bond issues can be invested. These excess earnings are realized when bonds are sold at tax-exempt interest rates and the proceeds are then invested in securities that earn higher taxable yields.

The Bond Division is also required to maintain an inventory of collateral pledged by state depositories to secure public funds for all governmental entities. The collateral is segregated by depository and the par and market values of these securities are recorded and monitored according to changing market conditions. As of June 30, 2006, the market value of these securities exceeded \$4.5 billion. In addition, the Bond Division is a safekeeping facility for state agencies, which hold securities for retention, bonding and other performance guaranty purposes.

- NEW BOND ISSUES -

During fiscal year 2006, Mississippi issued general obligation bonds of \$200,235,000; taxable general obligation bonds of \$104,545,000; general obligation refunding notes of \$52,915,000; taxable general obligation notes of \$29,370,000; taxable commercial paper notes of \$27,000,000 and tax-exempt commercial paper notes of \$6,000,000. The authorizations represent Mississippi's commitment to improving the quality of life through transportation, health, education, the environment, economic development and tourism, plus a commitment to assist the small business community along our Gulf Coast following Hurricane Katrina.

\$200,235,000 General Obligation Bonds – to provide funding for various capital improvements in the state including the state's agencies and universities, to provide funding for the Building Fund for the Arts Program, to provide funding for the Disaster Assistance Trust Fund, and to provide funding for the Water Pollution Control Revolving Fund.

\$104,545,000 Taxable General Obligation Bonds – to provide funding for state shipyard improvements and to provide funding for Mississippi Business Investment Act, ACE Fund, Local Government Freight Rail Service Revolving Loan Program, Economic Development Highway Fund, Local Governments and Rural Water Systems Improvement Revolving Fund and Land, Water, Timber Resource Fund.

\$52,915,000 General Obligation Notes, Series 2005 A – to provide funding for the local System Bridge Replacement and Rehabilitation Fund, to purchase equipment for the University Medical Center, and to provide funding for various capital improvement projects in the state including the state's agencies, community colleges and universities.

\$29,370,000 Taxable General Obligations Notes, Series 2005 B – to provide funding for the renovation and upgrade of systems at the Lockheed Martin Laboratory at Stennis Space Center, to aid in the construction, furnishing, equipping and operating of the University Medical Center Cancer Institute, and to provide funding for various capital improvement projects at the state universities.

Table II illustrates the historical bonded indebtedness of the state in dollars, and **Table III** provides a percent distribution

**Table II
Historical Bonded Indebtedness**

Type of Debt	Amount (in millions)				
	2002	2003	2004	2005	2006
Net Direct General Obligation Bonds	2,670.14	2,832.65	2,956.65	2,934.09	2,954.34
Self- Supporting General Obligation Bonds	44.58	48.99	43.55	39.95	36.61
Total General Obligation Bonds	2,714.72	2,881.64	3,000.20	2,974.04	2,990.95
Revenue Bonds	166.20	152.09	112.81	92.00	70.32
TOTAL BONDED INDEBTEDNESS	2,880.92	3,033.73	3,113.01	3,066.04	3,061.27

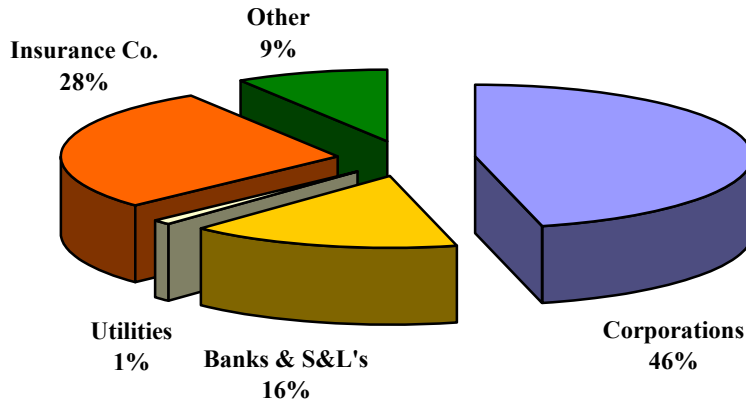
**Table III
Historical Bonded Indebtedness (Percent Distribution)**

Type of Debt	Percent of Total				
	2002	2003	2004	2005	2006
Net Direct General Obligation Bonds	92.7	93.4	97.5	96.7	97.4
Self- Supporting General Obligation Bonds	1.5	1.6	1.4	1.3	1.2
Total General Obligation Bonds	94.2	95.0	96.4	97.0	97.7
Revenue Bonds	5.8	5.0	3.6	3.0	2.3
TOTAL BONDED INDEBTEDNESS	100.0	100.0	100.0	100.0	100.0

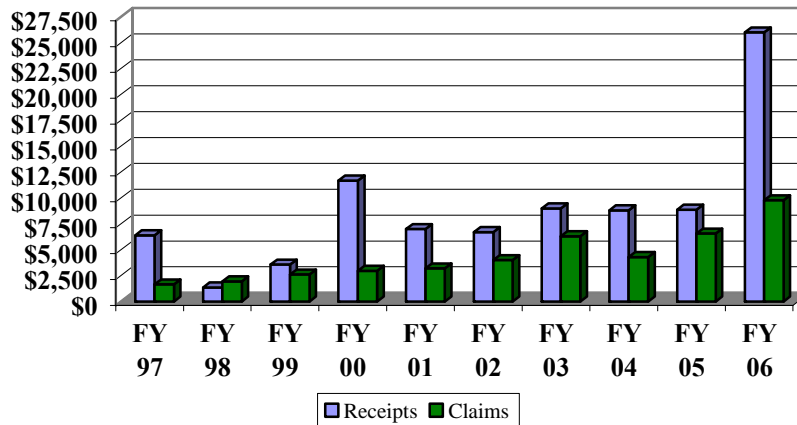
UNCLAIMED PROPERTY DIVISION

The State Treasurer is responsible for the administration of the Unclaimed Property Act. With the enactment of the law, funds that have been abandoned for a period of five years are reported and remitted to the Treasurer until the rightful owners are located. Every bank, savings and loan, insurance company, travelers' check company, utility, and business association having such funds is required to report them to the State Treasurer. Since 1982, approximately \$48 million has been returned to the rightful owners. **Graph II** illustrates the sources of cash collections of Unclaimed Property funds for fiscal year 2006. **Graph III** provides historical receipts and claims for the system for the past ten years.

Graph II
FY 2006 - Sources of Unclaimed Property



Graph III
Unclaimed Property Receipts & Claims
(in thousands)



FINANCE AND ACCOUNTING DIVISION

The Finance and Accounting Division is responsible for maintaining accounting records for approximately 100 Treasury Department treasury funds as set forth in the Mississippi Agency Accounting Policies and Procedures (MAAPP) manual. Reconciliations are prepared monthly to the Statewide Automated Accounting System (SAAS) for each of these treasury funds. GAAP (Generally Accepted Accounting Principles) financial statements are prepared at December 31 and June 30 of each fiscal year for these treasury funds maintained by the Treasury Department. These GAAP financial statements are included in the Mississippi Comprehensive Annual Financial Report (CAFR) prepared by the Department of Finance and Administration at the end of each fiscal year June 30.

Other major responsibilities include the verification of the receipt of funds transmitted daily to the Treasury Department from the Department of Finance and Administration and the daily reconciliation of the cash balance in the State Treasury. The Finance and Accounting Division is also responsible for (1)

the preparation of the Treasurer's Statement of Condition; (2) the development of the Treasurer's budget requests; (3) purchasing of office supplies and equipment; and, (4) the preparation of the monthly payroll. In cooperation with the Mississippi Tax Commission, the Finance and Accounting Division is responsible for disbursing certain tax diversions such as sales, gas severance, oil severance, timber severance and petroleum to the various counties and municipalities throughout the State. Schedules are maintained by this division detailing all tax diversions by treasury fund.

INFORMATION TECHNOLOGY (IT) DIVISION

The Information Technology Division supports all divisions of the agency and interfaces with other agencies and banks as required. The department supports the computer resources necessary to accomplish the Mission of the Treasurer's Office. These resources include a Local Area Network (LAN), nine windows 2003 servers, two dedicated UNIX servers, PCs in each division and access to the state computer center. The mission critical information systems include the Portfolio Management System, the Unclaimed Property System, the Collateral/Securities System, the Mississippi Prepaid Affordable College Tuition System, and the Warrant Reconciliation and Daily Cash Balancing System. The effective use of office automation technology such as word processing, spreadsheets, E-mail and shared printers allows Treasury personnel to quickly and professionally respond to internal request as well as communicate with the public.

COLLEGE SAVINGS DIVISION

The College Savings Division administers the Mississippi Prepaid Affordable College Tuition (MPACT) program and the Mississippi Affordable College Savings (MACS) program in an effort to assist Mississippi families with the growing burden of education expenses. Fiscal year 2006 marked the MPACT program's ninth full year of operation. By the end of the fiscal year, there were 22,398 Mississippi children registered in the MPACT program, assuring a college education for these participants. The MPACT fund had an invested balance of \$184.9 million at the end of the year.

The MACS program was approved by the 2000 session of the Mississippi Legislature and launched during FY 2001. MACS is a companion program to MPACT under which families can save for books, room and board, graduate school and other costs of higher education not covered under MPACT. After four years of operation by the end of the 2006 fiscal year, 7,637 participants had opened MACS accounts with an invested balance of \$61 million. Both MPACT and MACS are overseen by a nine-member board of directors from throughout the state and a panel of four legislative advisors. The College Savings Plans of Mississippi Annual Report is available in a document separate from the Treasurer's Annual Report.

INVESTMENT AND CASH MANAGEMENT DIVISION

The investment objectives of the Investments and Cash Management Division are safety, liquidity and return. On a monthly basis, the State Treasurer and the Executive Director of the Department of Finance and Administration (DFA) analyze the amount of cash in the General Fund and Special Funds of the state to determine the excess funds that are not needed for meeting the immediate requirements of the state. The excess cash is determined by a cash flow model provided by the State Treasurer. The cash flow model forecasts revenues and expenditures and is used to analyze the amount of funds on deposit.

The excess cash is invested by the Treasurer in securities prescribed in MISS. CODE ANN. §27-105-33. The securities in which state funds may be invested include certificates of deposit with qualified state depositories, repurchase agreements (fully secured by direct United States Treasury obligations, United States Government agency obligations, United States Government instrumentalities or United States Government sponsored enterprise obligations), direct United States Treasury obligations, United States

Government agency obligations, United States Government instrumentalities or United States Government sponsored enterprise obligations and any open-end or closed-end management type investment company or investment trust registered under the provisions of 15 U.S.C. Section 80(a)-1 et. seq., provided that the portfolio is limited to direct obligations issued by the United States of America, United States Government sponsored enterprise obligations and to repurchase agreements fully collateralized by the securities listed above for repurchase agreements.

A qualified state depository is required to collateralize at least 105 percent of the amount of funds held on deposit that are in excess of the \$100,000 FDIC insurance limit. State funds invested with qualified state depositories must earn an interest rate no less than that numerically equal to the bond equivalent yield on direct obligations of the United States Treasury of comparable maturity, as determined by the State Treasurer.

The State Treasurer also invests the monies of the Mississippi Educational Improvement Trust Fund (EITF), the Working Cash Stabilization Reserve Fund (WCSRF), the Mississippi Health Care Trust Fund/Expendable Fund (HCTF/HCEF), the Mississippi Prepaid Affordable College Tuition Fund (MPACT), and the Tort Claims Fund. These funds are invested with outside money managers in an effort to increase the state's interest earnings on the funds through a diversified portfolio of either equity or fixed income instruments, depending on the fund in question. The EITF's income may be appropriated by the Mississippi Legislature for the exclusive purpose of the education of elementary and secondary school students and/or vocational training in the state. The WCSRF is the "rainy day" fund for the state. The HCTF's income may be appropriated by the Mississippi Legislature for health care purposes and is paid via the HCEF. The MPACT Fund is invested on behalf of participants in the MPACT program in an effort to generate growth and income to fund both current and future tuition payments for beneficiaries. In addition to the MPACT program, the Treasury oversees the administration of the Mississippi Affordable College Savings Program (MACS). **Tables IV through XI** detail the holdings of the various funds overseen by the Treasury¹.

SUMMARY OF STATE INVESTMENT HOLDINGS
Market Value as of June 30, 2006

Table IV	
General Fund Portfolio	
Demand Deposits	\$131,987,936.05
Certificates of Deposit	\$498,023,000.00
Repurchase Agreements (Overnight)	\$78,500,000.00
Money Market Funds	\$583,056,488.53
Mutual Funds	\$25,000,000.00
U.S. Treasuries	\$49,517,500.00
U.S. Government Agencies	\$263,091,582.50
Fixed-Rate Mortgage-Backed Securities	\$129,454,899.33
Floating-Rate Mortgage-Backed Securities	\$105,728,270.50
Total Investment Portfolio	\$1,864,359,676.91

¹Note that for the purpose of accurately reporting the total investment balance of the state, the General Fund Investment Pool holdings of all special (Agency) funds have been excluded from the reported balances as they are reflected in the General Fund investment holdings. However, General Fund Investment Pool holdings of all special-purpose funds, including the EITF, the WCSRF, the HCTF and HCEF, the MPACT Fund, the WCT Fund, and the Tort Claims Fund, are reflected in the Cash/Cash Equivalent sector to more accurately report the balances of those funds.

Special Fund Portfolio	
Repurchase Agreements (Overnight)	\$13,604,397.19
Repurchase Agreements (Term)	\$205,394,939.17
Money Market Funds	\$78,590,246.65
Total Investment Portfolio	\$297,589,583.01
Total General Fund/Special Fund Investments	\$2,161,949,259.92

Table V	
Mississippi Education Improvement Trust Fund	
Cash/Cash Equivalents	\$3,185,341.38
Fixed Income – Outside Managers	\$36,229,339.26
Total Education Improvement Trust Fund	\$39,414,680.64

Table VI	
Mississippi Working Cash Stabilization Reserve Fund	
(Rainy Day Fund)	
Cash/Cash Equivalents	\$470,632.05
Fixed Income – Outside Managers	\$18,402,612.97
Total Working Cash Stabilization Reserve Fund	\$18,873,245.02

Table VII	
Mississippi Health Care Trust Fund (HCTF)	
Cash/Cash Equivalents	\$22,524,565.75
Fixed Income	\$2,013,283.02
Equities	\$244,451,490.83
Options	(\$319,132.60)
Real Estate (Timberland)	\$21,940,196.52
State Loan	\$240,000,000.00
Accrued Interest (includes State Loan)	\$14,741,977.15
Total Health Care Trust Fund (HCTF)*	\$545,352,380.67
Mississippi Health Care Expendable Fund (HCEF)	
Cash/Cash Equivalents	\$896,278.21
Total Health Care Expendable Fund (HCEF)	\$896,278.21
Total HCTF & HCEF	\$546,248,658.88
*The core HCTF (excluding the State Loan and associated accrued interest) totals \$291.3 million. The total for the core HCTF and HCEF is \$292.2 million.	

Table VIII	
Mississippi Prepaid Affordable College Tuition (MPACT) Fund	
Cash/Cash Equivalents	\$2,559,356.58
Repurchase Agreement (O/N)	\$11,020,000.00
Fixed Income	\$40,537,234.08
Equities	\$124,777,921.05
Real Estate (Timberland)	\$4,073,682.42
Total MPACT Fund	\$182,968,194.13

Table IX	
Mississippi Affordable College Savings Program (MACS)	
Assorted Mutual Funds	\$68,244,020.00
Total MACS Program	\$68,244,020.00

Table X	
Mississippi Workers' Compensation Fund	
Cash/Cash Equivalents	\$1,483,521.83
Fixed Income – Outside Managers	\$22,654,926.00
Total Workers' Compensation Fund	\$24,138,447.83

Table XI	
Mississippi Tort Claims Fund	
Cash/Cash Equivalents	\$10,019,455.99
Fixed Income – Outside Managers	\$3,072,082.26
Total Tort Claims Fund	\$13,091,538.25

- INTEREST EARNINGS -

The Mississippi Treasury Department earned \$102.5 million on all state funds in FY 2006. Over the last ten years, the State Treasurer has earned approximately \$1 billion in interest on state funds. **Graph IV** illustrates the historical interest earnings on state funds as well as the distribution of those earnings between special funds and general funds. **Table XII** provides the underlying data on interest earnings.

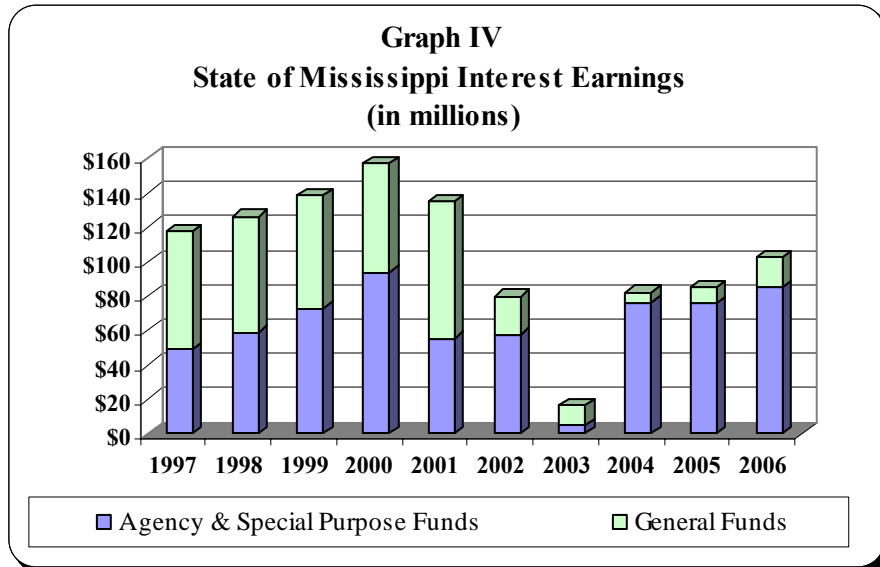


Table XII
Historical Interest Earnings

FY	Agency & Special Purpose Funds	General Funds	Total Earnings
1997	\$49,292,404	\$68,509,534	\$117,801,938
1998	\$59,227,267	\$67,171,075	\$126,398,342
1999	\$73,240,849	\$65,852,174	\$139,093,023
2000	\$93,961,619	\$63,332,469	\$157,294,088
2001	\$55,347,476	\$79,948,048	\$135,295,524
2002	\$58,110,764	\$21,775,800	\$79,886,564
2003	\$4,624,944	\$12,075,431	\$16,700,375
2004	\$76,460,471	\$5,847,512	\$82,307,983
2005	\$75,767,254	\$9,143,390	\$84,910,644
2006	\$85,507,504	\$16,963,505	\$102,471,009
Total	\$631,540,552	\$410,618,938	\$1,042,159,490

◆ FINANCIAL REPORTS ◆

**STATE TREASURY
HISTORICAL INFORMATION
FOR THE YEARS ENDED JUNE 30**

FINANCIAL INFORMATION	2006	2005	2004	2003	2002
General Fund Net Cash Balance	\$ 138,367,019	\$ 143,692,500	\$ 67,543,219	\$ 111,180,561	\$ 84,139,152
Special Funds Net Cash Balance	\$ 1,422,022,441	\$ 1,222,900,373	\$ 1,159,056,856	\$ 1,398,946,265	\$ 1,339,915,837
Education Enhancement Funds Net Cash Balance	\$ 63,232,255	\$ 26,897,663	\$ 25,409,498	\$ 24,457,932	\$ 29,114,567
Clearing Funds Net Cash Balance	\$ 143,025,974	\$ 139,323,955	\$ 118,228,886	\$ 126,021,868	\$ 116,387,462
Total General, Special, Education Enhancement and Clearing Funds	\$ 1,766,647,689	\$ 1,532,814,491	\$ 1,370,238,459	\$ 1,660,606,626	\$ 1,569,557,018
Special Funds Investment Balances	\$ 857,971,178	\$ 853,156,231	\$ 1,191,833,300	\$ 1,313,582,163	\$ 1,548,456,515
BALANCE IN THE STATE TREASURY NET OF OUTSTANDING WARRANTS	\$ 2,624,618,867	\$ 2,385,970,722	\$ 2,562,071,759	\$ 2,974,188,789	\$ 3,118,013,533
Interest Revenue on General, Special, Education Enhancement & Clearing Funds	\$ 16,963,505	\$ 9,143,390	\$ 5,847,512	\$ 12,075,431	\$ 21,775,800
Interest Revenue on Special Funds Investment Balances	\$ 85,507,504	\$ 75,767,254	\$ 76,460,471	\$ 4,624,944	\$ 58,110,764
TOTAL INTEREST REVENUE	\$ 102,471,009	\$ 84,910,644	\$ 82,307,983	\$ 16,700,375	\$ 79,886,564
BONDED INDEBTEDNESS					
General Obligation Bonds:					
Net Direct General Obligation Bonds	\$ 2,954,335,000	\$ 2,934,090,000	\$ 2,956,490,000	\$ 2,823,654,000	\$ 2,670,148,000
Self-Supporting General Obligation Bonds with Specific Revenue Pledges	\$ 36,605,000	\$ 39,955,000	\$ 43,550,000	\$ 48,995,000	\$ 44,580,000
Total General Obligation Bonds	\$ 2,990,940,000	\$ 2,974,045,000	\$ 3,000,040,000	\$ 2,872,649,000	\$ 2,714,728,000
Revenue Bonds	\$ 70,320,000	\$ 91,995,000	\$ 112,810,000	\$ 132,820,000	\$ 152,090,000
TOTAL BONDED INDEBTEDNESS	\$ 3,061,260,000	\$ 3,066,040,000	\$ 3,112,850,000	\$ 3,005,469,000	\$ 2,866,818,000

**STATE TREASURY
SUMMARY OF GENERAL, SPECIAL, EDUCATION
ENHANCEMENT AND CLEARING FUNDS
FOR THE YEAR ENDED JUNE 30, 2006**

GENERAL FUND

Net Cash Balance at June 30, 2005	\$143,692,500
Add: Outstanding Warrants at June 30, 2005	20,300,333
Less: Prior Year Adjustments	59,586,244
Adjusted Cash Balance at July 1, 2005	<u>104,406,589</u>
Add: Receipts	4,411,546,175
Less: Disbursements	4,362,376,410
Cash Balance at June 30, 2006	<u>153,576,354</u>
Less: Outstanding Warrants at June 30, 2006	<u>15,209,335</u>

General Fund Net Cash Balance at June 30, 2006 **\$138,367,019**

SPECIAL FUNDS

Net Cash Balance at June 30, 2005	\$1,222,720,374
Add: Outstanding Warrants at June 30, 2005	65,862,720
Add: Prior Year Adjustments	59,943,001
Adjusted Cash Balance at July 1, 2005	<u>1,348,526,095</u>
Add: Receipts	10,991,265,627
Less: Disbursements	10,815,091,015
Cash Balance at June 30, 2006	<u>1,524,700,707</u>
Less: Outstanding Warrants at June 30, 2006	<u>102,678,266</u>

Special Funds Net Cash Balance at June 30, 2006 **\$1,422,022,441**

EDUCATION ENHANCEMENT FUNDS

Net Cash Balance at June 30, 2005	\$26,897,663
Add: Outstanding Warrants at June 30, 2005	86,583
Less: Prior Year Adjustments	498,034
Adjusted Cash Balance at July 1, 2005	<u>26,486,212</u>
Add: Receipts	277,300,313
Less: Disbursements	240,482,342
Cash Balance at June 30, 2006	<u>63,304,183</u>
Less: Outstanding Warrants at June 30, 2006	<u>71,928</u>

Education Enhancement Funds Net Cash Balance at June 30, 2006 **\$63,232,255**

**STATE TREASURY
SUMMARY OF GENERAL, SPECIAL, EDUCATION
ENHANCEMENT AND CLEARING FUNDS (CONT'D)
FOR THE YEAR ENDED JUNE 30, 2006**

CLEARING FUNDS

Net Cash Balance at June 30, 2005	\$139,323,955
Add: Outstanding Warrants at June 30, 2005	760
Adjusted Cash Balance at July 1, 2005	139,324,715
Less: Receipts	3,792,071
Less: Disbursements	84,523
Cash Balance at June 30, 2006	143,032,263
Less: Outstanding Warrants at June 30, 2006	6,289
Clearing Funds Net Cash Balance at June 30, 2006	\$143,025,974

RECAP OF ALL FUNDS

Net Cash Balance at June 30, 2005	\$1,532,634,492
Add: Outstanding Warrants at June 30, 2005	86,250,396
Less: Prior Year Adjustments	141,277
Adjusted Cash Balance at July 1, 2005	1,618,743,611
Add: Receipts	15,683,904,186
Less: Disbursements	15,418,034,290
Cash Balance at June 30, 2006	1,884,613,507
Less: Outstanding Warrants at June 30, 2006	117,965,818
General, Special, Education Enhancement & Clearing Funds Net Cash Balance at June 30, 2006	\$1,766,647,689

**STATE TREASURY
SCHEDULE OF MONTHLY RECEIPTS AND DISBURSEMENTS
FOR THE YEAR ENDED JUNE 30, 2006**

	MONTH ENDED	RECEIPTS	DISBURSEMENTS	BALANCE
GENERAL FUND	06/05			\$104,406,589
	07/05	222,312,811	314,940,369	11,779,031
	08/05	257,687,379	323,427,648	(53,961,238)
	09/05	431,907,523	357,097,635	20,848,650
	10/05	372,016,344	315,755,547	77,109,447
	11/05	338,727,650	331,627,910	84,209,187
	12/05	338,477,369	320,584,512	102,102,044
	01/06	350,251,088	343,549,306	108,803,826
	02/06	261,746,418	294,862,786	75,687,457
	03/06	409,063,074	314,194,313	170,556,219
	04/06	489,352,957	316,063,873	343,845,303
	05/06	362,744,777	610,053,245	96,536,835
	06/06	<u>577,258,785</u>	<u>520,219,266</u>	\$153,576,354
TOTALS		<u>4,411,546,175</u>	<u>4,362,376,410</u>	
SPECIAL FUNDS	06/05			\$1,348,526,095
	07/05	669,589,306	820,772,101	1,197,343,300
	08/05	647,522,894	660,675,094	1,184,191,100
	09/05	717,534,758	872,361,862	1,029,363,996
	10/05	847,901,768	909,745,599	967,520,165
	11/05	940,620,980	918,316,359	989,824,786
	12/05	1,454,747,124	990,171,502	1,454,400,408
	01/06	742,329,020	864,873,700	1,331,855,728
	02/06	947,998,214	1,042,434,788	1,237,419,154
	03/06	966,275,998	1,154,055,190	1,049,639,962
	04/06	907,036,210	929,079,079	1,027,597,093
	05/06	841,469,476	584,361,981	1,284,704,588
	06/06	<u>1,308,239,879</u>	<u>1,068,243,760</u>	\$1,524,700,707
TOTALS		<u>10,991,265,627</u>	<u>10,815,091,015</u>	

**STATE TREASURY
SCHEDULE OF MONTHLY RECEIPTS AND DISBURSEMENTS
FOR THE YEAR ENDED JUNE 30, 2006**

	MONTH ENDED	RECEIPTS	DISBURSEMENTS	BALANCE
EDUCATION ENHANCEMENT FUNDS	06/05			\$26,486,212
	07/05	23,275,454	13,835,381	35,926,285
	08/05	16,525,903	19,434,109	33,018,079
	09/05	18,207,180	18,564,394	32,660,865
	10/05	20,074,067	18,467,676	34,267,256
	11/05	19,764,153	24,058,210	29,973,199
	12/05	22,552,599	23,781,015	28,744,783
	01/06	26,802,253	21,753,515	33,793,521
	02/06	21,399,683	21,543,215	33,649,989
	03/06	(31,176)	23,779,635	9,839,178
	04/06	51,428,013	19,103,607	42,163,584
	05/06	27,521,363	21,681,414	48,003,533
	06/06	<u>29,780,821</u>	<u>14,480,171</u>	\$63,304,183
	TOTALS	<u>\$277,300,313</u>	<u>\$240,482,342</u>	
CLEARING FUNDS	06/05			\$139,324,715
	07/05	(28,125,638)	0	111,199,077
	08/05	4,524,934	4,823	115,719,188
	09/05	(12,758,362)	301	102,960,525
	10/05	11,977,243	30,179	114,907,589
	11/05	7,434,326	1,702	122,340,213
	12/05	(7,120,406)	30,041	115,189,766
	01/06	30,894,716	6,160	146,078,322
	02/06	(22,953,188)	2,886	123,122,248
	03/06	39,834,529	2,075	162,954,702
	04/06	(30,822,013)	3,633	132,129,056
	05/06	11,383,235	679	143,511,612
	06/06	<u>(8,061,447)</u>	<u>2,044</u>	\$135,448,121
	TOTALS	<u>(\$3,792,071)</u>	<u>\$84,523</u>	

**STATE TREASURY
SCHEDULE OF GENERAL FUND RECEIPTS
FOR THE YEAR ENDED JUNE 30, 2006**

TAXES

Tax Commission Taxes		
40020	Beer & Wine Tax	\$31,795,535
40040	Corporation Income & Franchise Tax	412,092,366
40050	Gas Severance Tax-General Fund	26,714,124
40070	Income Tax-Regular	318,294,188
40080	Income Tax-Withheld-General Fund	927,768,675
40110	Installment Loan Tax	6,384,836
40120	Oil Severance Tax-General Fund	32,612,834
40140	Sales Tax, Casual Auto	12,858,748
40150	Sales Tax	1,855,066,931
40230	Statewide Privilege Tax	465,561
40240	Timber Severance Tax	1,390
40270	Tobacco Tax	58,118,106
40280	Use (Compensating) Tax	213,885,925
40300	Liquor Excise Tax	10,253,301
40310	Liquor Privilege Tax	2,417,809
40380	Payment in Lieu of Taxes-Nuclear Plant	1,200,000
Insurance Department Taxes		
40500	Insurance Premium Tax-General Fund	137,737,745
40530	Insurance Premium Tax	3,949,746
40540	Insurance Premium Tax	11,634,100
Motor Vehicle Division of Tax Commission Taxes		
40830	Auto Tag Fees	11,145,734
40840	Auto Title Revenues	5,285,892
Other Taxes		
40920	Other Motor Fuels	821,263

TOTAL TAXES	<u>4,080,504,809</u>
--------------------	-----------------------------

GENERAL FUND FEES

Department of Agriculture & Commerce Fees		
41010	Feed & Fertilizer Fees	610,564
41020	Seed & Grain Fees & Permits	118,023
41090	Other Licenses, Fees & Permits	82,670
Highway Public Safety Fees		
41100	Drivers' Licenses	9,063,330
41101	Drivers' License Report Fees	6,688,916
41102	Drivers' License Reinstatement Fees	75,450
41120	Vehicle Inspection Fees	3,788,431
Miscellaneous General Fund Fees		
41350	Tax Commission Fees	11,058
41380	Gaming Fees	145,710,583

TOTAL GENERAL FUND FEES	<u>166,149,025</u>
--------------------------------	---------------------------

**STATE TREASURY
SCHEDULE OF GENERAL FUND RECEIPTS (CONT'D)
FOR THE YEAR ENDED JUNE 30, 2006**

REGULATORY & OTHER SPECIAL FUND FEES

Other Special Fund Fees		
41930	Hazardous Waste Facility Fee	10
41990	Other Licenses, Fees & Permits	32,099

TOTAL REGULATORY & OTHER SPECIAL FUND FEES	32,109
---	---------------

FINES, FORFEITS & PENALTIES

Forfeitures		
42210	Seized & Forfeited Property	65,204

Other Fines & Penalties		
42330	Penalites on Audit	15,825
42350	Other Fines & Penalties	57,730
42440	General Fund-Implied Consent Fee	511,167
42450	General Fund-Game & Fish Fee	129,842
42460	General Fund-Other Misdemeanors	2,434,128
42470	General Fund-Other Felonies Fee	428,062
42472	General Fund-Motor Vehicle Liability Insurance	5,567,301
42480	Appearance Board Fee	2,113,515

TOTAL FINES, FORFEITS & PENALTIES	11,322,774
--	-------------------

RENT & USE OF STATE PROPERTY

Rent & Use of State Property		
43170	Rental of Office Space	600,000

TOTAL RENT & USE OF STATE PROPERTY	600,000
---	----------------

INTEREST, DIVIDENDS & GAINS FROM SALE OF INVESTMENTS

Interest, Dividends & Gains From Sale of Investments		
43300	Interest on Investments-General Fund	17,115,293
43370	Interest on Checking/Savings Accts	13,262
43390	Other Interest	4,083

TOTAL INTEREST, DIVIDENDS & GAINS FROM SALE OF INVESTMENTS	17,132,638
---	-------------------

GRANTS

Federal Grants-in-Aid		
44190	T.V.A. Payments in Lieu of Taxes	1,990,723

TOTAL GRANTS	1,990,723
---------------------	------------------

DONATIONS

44500	Donations and Overpayments	369
-------	----------------------------	-----

TOTAL DONATIONS	369
------------------------	------------

**STATE TREASURY
SCHEDULE OF GENERAL FUND RECEIPTS (CONT'D)
FOR THE YEAR ENDED JUNE 30, 2006**

REVENUE FROM CURRENT SERVICES

Revenue from Current Services		
45010	Sale of Supplies/Svcs-Outside Agencies	52,425
45020	Sale of Supplies/Svcs-Between State Agencies	1,640
45030	Net Income-Sale of Alcoholic Beverages	41,950,488
TOTAL REVENUE FROM CURRENT SERVICES		42,004,553

COMPENSATION FROM SALE, LOSS OR DAMAGE TO PROPERTY

Sales		
46010	Sale of Personal Property	11,205
46020	Sale of Scrap	4,210
46030	Other Sales	10,322
46040	Gain on Disposal of Equity	2,209
Escheats & Awards		
46100	Escheated Property	43,216
46110	Awards for Damages	20,000,000
Insurance Adjustments and Settlements		
46200	Insurance Adjustments and Settlements	90
TOTAL COMPENSATION FROM SALE, LOSS OR DAMAGE TO PROPERTY		20,071,252

TRANSFERS, REFUNDS & OTHER RECEIPTS

Inter-Budget Transactions		
49100	Unexpended Balances	2,732,068
49150	Transfer from Other Funds	351,966
Refunds		
49300	Refunds of Prior Year Disbursements	52,219
49305	Five Year Cancelled Warrants	7,316
49310	Prior Year Cancelled Warrants	35,481
49320	Refunds of Erroneous Payments	370
49340	Refunds from Cafeteria Plans	200
49370	Refunds from Utility Companies	7,484
49390	Other Refunds	7,993
Other Receipts (Balance Sheet Account)		
10200	Petty Cash	58,125
11950	Temporary Advance to Cafeteria Plan	46,692
21850	Funds Held for Others	52,672
21900	Cancelled Warrants Payable	(76,467)
36100	Unreserved - Undesignated - Adjustments to Fund Balance	(7,321)
Other Transfers & Refunds		68,469,125
TOTAL TRANSFERS, REFUNDS & OTHER RECEIPTS		71,737,923
TOTAL GENERAL FUND RECEIPTS		\$4,411,546,175

**STATE TREASURY
SCHEDULE OF GENERAL FUND DISBURSEMENTS
FOR THE YEAR ENDED JUNE 30, 2006**

2000	Joint Legislative Committee-Operations	\$1,368,540
2001	Senate-Contingency-Regular Session	3,681,724
2002	House of Representatives-Contingency	4,406,296
2003	Senate-Salaries & Mileage	1,419,488
2004	House of Representatives-Salaries & Mileage	3,188,385
2005	Senate-Interim Expense	1,032,259
2006	House of Representatives-Interim Expense	2,332,107
2008	Joint Legislative Committee-Legislative Code Books & Rev	52,826
2009	Joint Legislative Committee Uniform Laws	24,408
2021	Legislative Office of PEER-Audit Committee	1,902,236
2025	Legislative Budget Office	2,260,191
2028	Legislative Office of PEER - Joint Reapportionment & Redistrict	126,113
2032	Senate - Comm on Interstate Cooperation	171,680
	Office of the Supreme Court:	
2051	Support	5,239,105
2052	Administrative Office of the Courts	1,155,613
2053	Supreme Court Trial Judges	13,981,195
2054	Court of Appeals	3,971,866
	Attorney General Office:	
2071	Support	7,087,437
2075	Insurance Integrity	16
2078	Judgements	1,555,012
	Dept of Finance & Administration:	
2081	Property Insurance	9,585,468
2085	Municipal Aid Revolving	750,222
2087	District Attorney's Salaries & Travel	15,133,158
2089	District Attorney's Office Expense	817,877
2095	Ethics Commission	536,294
2096	Commission on Judicial Performance	296,012
2097	Office of Capital Defense Counsel	190,693
2098	Office of Capital Post-Conviction Counsel	184,975
	Governor's Office:	
2101	Administrative	2,894,293
2102	Governor's Mansion	367,457
2104	Energy Council	22,288
2106	Southern States Energy Board	25,922
2107	Southern Growth Policies	21,698
2130	General Support	10,454,049
2135	General Services-General Support	1,396
2155	Dept of Audit	5,248,319
2171	State Treasurer-Support	1,746,259
2181	Tax Commission	46,175,823
2185	Gaming Commission	3,602,585
	Dept of Education:	
2201	Administration	47,168,381
2204	Chickasaw Interest	9,249,612
2206	Vocational & Technical	68,586,508
2217	Schools for the Blind & Deaf	9,239,481
2230	MS Adequate Education	1,647,282,771
2231	MS Adequate Education per Capita	5,000,000
2245	Library Commission	10,755,930
2247	Authority for Educational Television	5,038,580

**STATE TREASURY
SCHEDULE OF GENERAL FUND DISBURSEMENTS (CONT'D)
FOR THE YEAR ENDED JUNE 30, 2006**

Institutions of Higher Learning:		
2251	System Administration	4,715,259
2252	Subsidiary Programs	10,078,256
2255	General Support	234,805,487
225E	Student Financial Aid	27,063,442
2268	Ayers Summer Develop Programs	491,331
226B	Veterinary School	10,598,573
2281	University of MS Medical Center	130,239,455
2282	MS Commission for Volunteer Services	157,849
2284	Alcorn State Ayers Related Programs	3,062,569
2285	Jackson State Ayers Related Programs	10,053,483
2286	MS Valley State Ayers Related Programs	2,965,324
2291	Administrative Office	5,051,077
2298	Support	124,411,153
2301	Dept of Health	26,283,443
2328	Medicaid-Division of General Services	339,475,434
Dept of Mental Health:		
2330	Vocational Rehabilitation Services	50,100
2370	Purchase of Services	19,373,266
2371	Mental Health Board	2,740,821
2372	East MS State Hospital-Support	31,477,550
2373	Ellisville State School-Support	11,074,214
2374	MS State Hospital-Whitfield Support	77,012,774
2382	Boswell Regional Center	9,284,744
2384	North Mississippi State Hospital	9,347,141
2385	North Mississippi Regional Center	10,881,129
2386	Hudspeth Regional Center	6,676,185
2387	South Mississippi Regional Center	7,119,875
2389	Central Mississippi Residential Center	5,663,159
2391	South Mississippi State Hospital	5,674,391
2392	Juvenile Rehabilitation Facility	4,579,369
2393	Juvenile Treatment Facility	1,931,484
Dept of Agriculture & Commerce:		
2401	Support	7,348,144
2405	Plant Industry	123
Mississippi Development Authority:		
2411	General Fund Support	17,390,930
2415	MS Technology Inc.-Support	1,150,612
2418	Stennis Space Center	611,358
Institutions of Higher Learning:		
2421	MS State-Cooperative Extension Service	18,565,704
2422	MS State-Ag & Forestry Experiment Station	16,609,482
2423	Alcorn State-Experiment Station	3,505,601
2428	Board of Animal Health	1,125,865
2429	Veterinary Diagnostic Laboratory Board	7,614
Fair Commission:		
2431	Round Up Show	61,714
2432	Premiums	26,307
2433	District Livestock Shows	71,344
2434	County Livestock Shows	10,788
2437	Dairy Shows	11,659
2438	High School Rodeo	9,899
2448	Institutions of Higher Learning-Forest Products Utilization Lab	4,209,757

**STATE TREASURY
SCHEDULE OF GENERAL FUND DISBURSEMENTS (CONT'D)
FOR THE YEAR ENDED JUNE 30, 2006**

2450	Dept of Marine Resources	1,731,505
2451	Forestry Commission	17,051,141
	Dept of Wildlife, Fisheries & Parks:	
2460	Natural Science Museum-Operations	539
2461	State Parks-Operations	6,933,533
2464	Natural Science Museum-Support/Maintenance	2,214,395
2471	Dept of Environmental Quality-Administrative Services	15,858,965
2472	Grand Gulf Military Monument Commission	201,562
2475	Archives & History	8,037,119
2481	Dept of Environmental Quality-Land & Water Resources	221
2483	Tennessee-Tombigbee Waterway	78,978
2485	Dept of Environmental Quality-Pollution Control	342
2486	Soil & Water Conservation Commission	684,199
2487	MS River Parkway Commission	20,948
2496	Dept of Environmental Quality-Geological Survey	67
2532	Public Employees' Retirement System-Benefit Payments	10,800
	Dept of Corrections:	
2551	Institution	133,729,869
2553	Parole Board	518,906
2554	Medical Services	22,841,666
2555	Private Prisons	42,481,108
2556	Regional Facilities	20,290,014
2557	Housing Costs	6,999,857
	Dept of Human Services:	
2651	Support	3,089,521
2653	Social Services-General	4,397,680
2662	Youth Services	19,778,943
	Military Dept:	
2701	National Guard Support	2,579,880
2702	Armories	149
2705	Armed Forces Museum	226,698
2708	Education Assistance	575,528
2711	Highway Patrol	35,668,310
2713	Crime Laboratory	4,054,975
2714	Law Enforcement Training Academy	544,497
2715	Division of Support Services	4,920,004
2718	Bureau of Narcotics	11,101,584
	Emergency Management:	
2721	Administrative Costs	1,212,901
2725	Disaster Relief	964,030
2731	Veterans' Affairs Board	2,735,943
2740	Dept of Public Safety-Medical Examiner	171,224
2751	Tax Commission-Homestead Exemption	81,360,081
2757	DPS Homeland Security	71,382
2806	Tax Commission-License Tag	1,109,177
2865	Arts Commission	1,167,104
	State Treasurer:	
2951	General Fund Obligation Bond & Interest	461,886,798
2953	Bank Service Charges	1,081,668
2995	General Fund Borrowings Writs and Transfers	74,625
2999	Dept of Finance & Administration-State General Fund	285,530,188
	TOTAL GENERAL FUND DISBURSEMENTS	\$4,362,376,410

**STATE TREASURY
SCHEDULE OF SPECIAL FUNDS RECEIPTS
FOR THE YEAR ENDED JUNE 30, 2006**

TAXES

Tax Commission Taxes

40050	Gas Severance Tax-General Fund	\$87,793
40060	Gas Severance Tax(to counties) - Special Fund	14,368,336
40065	Petroleum International Fuel Tax	11,848,286
40090	Income Tax Withheld (refund account) - Special Fund	345,228,533
40120	Oil Severance Tax-General Fund	292,448
40130	Oil Severance Tax-Special Fund	8,870,599
40145	Sales Tax, Rental Vehicles	5,877,141
40150	Sales Tax	218,979,972
40170	Sales Tax, Boil Weevil Mgmt	1,348,519
40180	Sales Tax, Public School Bldg	19,999,992
40190	Sales Tax, Municipalities	368,529,885
40200	Sales Tax, MDOT	6,331,191
40205	Sales Tax Airport Parking	498,800
40215	Sales Tax (interstate telecommunications)	14,086,954
40250	Timber Severance Tax (to counties)	749,658
40260	Timber Severance Tax (to Forestry Commission)	2,993,071
40280	Use Tax	40,709,136
40290	Special County and/or Municipal Tax	50,527,690
40330	Dept Mental Health-Alcohol/Drug Abuse	5,116,804
40340	Rail Car in Lieu of Tax	3,432,423
40350	Railroad Track Mileage Tax	199,122
40375	Occupancy Tax	845,185
40380	Payment in Lieu of Taxes Nuclear Plant	18,800,000
40395	Withholding Tax	8,143,781

Bureau of Financial Control Taxes

40440	Forest Acreage Tax	1,354,203
-------	--------------------	-----------

Insurance Department Taxes

40510	Insurance Premium Tax-Municipalities	7,412,907
40520	Insurance Premium Tax-County Fire Protect	7,208,357
40530	Insurance Premium Tax	105,200
40540	Insurance Premium Tax	1,000

Motor Vehicle Division of Tax Commission Taxes

40610	Gasoline Tax-MDOT 9/14 Road Protection	77,672,762
40630	Gasoline Tax-municipalities	1,547,295
40640	Gasoline Tax-Counties	50,074,332
40650	Gasoline Tax-Aeronautics Comm	1,674,045
40660	Gasoline Tax-Boat/Water Safety	8,800,000
40670	Gasoline Tax-One-Cent Tax	16,419,016
40680	Gasoline Top 20% Tax-MDOT	36,186,580
40690	Gasoline Tax-Additional one-cent tax	16,419,016
40710	Liquefied Compressed Gas	521,748
40720	Motor Fuels Tax 2% - 10%	10,361,469
40750	Lubrication Oil Tax-MDOT	1,255,208
40770	Truck & Bus Privilege Apportionment	4,308,184
40780	Truck & Bus Privilege-Counties	26,061,692
40800	Truck & Bus Privilege-MDOT	49,456,549
40820	Distinctive License Tag Fee	5,083,555
40830	Auto Tag Fees	15,469,672

**STATE TREASURY
SCHEDULE OF SPECIAL FUNDS RECEIPTS (CONT'D)
FOR THE YEAR ENDED JUNE 30, 2006**

Other Taxes		
40870	911 Minimum Stnd Telephone Svc Chrg	1,622,603
40900	Gasoline Tax (six, two, one cent)	54,671,024
40920	Other Motor Fuels	147,802,426
40930	Motor Fuels Tax 5%	9,046,645
40950	Hazardous Waste Mgmt Tax	429,222
40960	Nonhazardous Waste Mgmt Fee	3,508,409
40970	Waste Tire Fee	2,295,961

TOTAL TAXES	<u>1,704,634,399</u>
--------------------	-----------------------------

GENERAL FUND FEES

Department of Agriculture & Commerce Fees		
41030	Meat Licenses, Fees & Permits	340
41090	Other Licenses, Fees & Permits	99,098

Highway Public Safety Fees

41100	Drivers' Licenses	4,241,933
41101	Drivers' License Report Fees	7,974,920
41125	CDL Tester Registration	5,800
41135	Law Enforcement Accreditation	900
41140	Other Hwy Safety Patrol Fees	390,038
41145	Fingerprint Processing Fees	1,966,847
41146	CIC Processing Fees	446,980

Insurance Department & Insurance Commission Fees

41150	Insurance Comm Assessments	1,472,981
41170	Fire Marshall Fees-Fire Fighter's School Fund	3,473,275
41180	Mobile Home Inspection Fees	108,628
41190	Other Insurance Dept Fees	5,535,329

Secretary of State Fees

41220	Charities Fees	357,845
41225	Securities Fees	7,444,917
41230	Corporation Fees	3,994,056
41235	Uniform Commercial Code Fees	2,615,961
41240	Sec of State-Miscellaneous Fees	326,204
41245	Pre-Need Funeral Registration Fees	52,900
41250	Sec of State-Land Division Fees	9,975
41260	Sec of State-Sale of Tax Forfeited Land Fees	920,204

Miscellaneous General Fund Fees

41280	Div of Plant Industry Fees	1,891,228
41300	Pulpwood Scaling Fees	(10,700)
41340	Clerk of Supreme Court Fees	201,800
41341	State Law Library Fees	3,758
41380	Gaming Fees	132,201,154
41390	Other General Fund Fees	33,434

TOTAL GENERAL FUND FEES	<u>175,759,805</u>
--------------------------------	---------------------------

**STATE TREASURY
SCHEDULE OF SPECIAL FUNDS RECEIPTS (CONT'D)
FOR THE YEAR ENDED JUNE 30, 2006**

REGULATORY & OTHER SPECIAL FUND FEES

Professional & Vocational Fees

41400	Banking Dept-Admin Fees	2,747,646
41401	Banking Dept-Consumer Finance Fees	2,912,091
41410	Bd of Public Accountancy Fees	424,977
41412	Bd of Public Contractors Fees	1,886,154
41414	Oil & Gas Board Fees	2,741,436
41415	Bd of Architecture Fees	498,738
41416	Bd of Nursing Fees	1,274,893
41417	Bd of Pharmacy Fees	1,966,950
41418	Bd of Medical Licensure Fees	1,714,297
41440	Real Estate Commission Fees	1,930,700
41450	Dental Examination Fees	996,028
41460	Forestry Comm-Miscellaneous Fees	5,191
41470	Motor Vehicle Comm Fees	233,348
41480	Bd of Bar Admission Fees	310,658
41481	Continuing Legal Education Fees	113,229
41482	Certified Court Reporter Fees	19,762

Recreational Fees

41500	Dept Wild,Fish,Pks-Fees & Permits	574,567
41510	Dept Wild,Fish,Pks-License Sales	14,211,628
41511	Marine Resources License Sales	169,162
41520	Dept Wild, Fish, Pks-Lake Sales	440,328
41530	Dept Wild, Fish, Pks-Boat Registration	828,605
41540	Dept Wild, Fish, Pks-Park User Fees	9,197,715
41541	Dept Wild, Fish, Pks-Gross Golf Revenue	827,409
41545	Dept Wild, Fish, Pks-Museum Fees	432,260
41550	Dept Wild, Fish, Pks-Timber Sales	506,209
41552	Dept Wild, Fish, Pks-"MS Outdoors"	112,191

Assessment Fees

41620	Bureau of Marine Resources-Seafood Fee	350,537
41630	Soybean Promotion Fees	1,674,955
41640	Rice Promotion Fees	1,084,346
41660	Surface Mining Permit Fees	175,752
41670	Air Operating Permit Fees	5,048,879

Other Special Fund Fees

41710	State Port Licenses, Fees & Permits	969,948
41720	Motor Carrier Regulatory Fees	4,659,365
41730	Dept of Audit-Fees-Counties	654,092
41731	Dept of Audit-Fees-School Districts	348,577
41732	Dept of Audit-Fees-Comm Colleges	92,771
41733	Dept of Audit-Fees-Universities	249,058
41734	Dept of Audit-Fees-Other	157,338
41735	Dept of Audit-Fees-Property	99,025
41740	Bd of Health-Vital Statistics Registrars	3,167,500
41750	Patient Support Cont.	17,564,800
41760	Medicaid Providers Assessment	86,956,725
41765	Medicaid Hospital Assessment	27,817,102
41767	Hospital Gross Revenue Assessment	101,632
41770	Conference Registration Fees	292,016
41780	City Owned Gas Utilities	25,000
41790	Utilities Fees (Tax Comm for Pub. Service)	7,360,957
41800	Tax Collection Fees	1,736,342

**STATE TREASURY
SCHEDULE OF SPECIAL FUNDS RECEIPTS (CONT'D)
FOR THE YEAR ENDED JUNE 30, 2006**

41810	Tax Comm-Mineral Documentary Stamps	406
41820	Bingo License Fees	1,208,024
41830	Workers Comp-Admin Fees	5,265,772
41840	Workers Comp-Secondary Injury	20,400
41880	Tax Comm-Trailer Registration Fees	33,196
41900	City Utility-Private Owned Tele Co.	940,472
41920	Attorney General Fees	7,449,449
41940	Underground Storage Tank-Reg Fee	928,610
41950	Asbestos Abatement Fee	346,071
41960	Loan Administration Fee	795,735
41970	Truck & Bus Permit Fees	10,491,810
41980	Other Regulatory Fees	2,112,821
41990	Other Licenses, Fees & Permits	29,170,748
41995	Credit Card Convenience Fees	418,514
TOTAL REGULATORY & OTHER SPECIAL FUND FEES		<u>266,844,917</u>
FINES, FORFEITS & PENALTIES		
Forfeitures		
42200	Bond Forfeitures	97,762
42210	Seized & Forfeited Property	3,081,647
Other Fines & Penalties		
42300	Drivers Penalties	4,437,556
42310	Criminal Law Assessment Fines	13,929,405
42320	Dept Wild, Fish, Pks-Fines & Penalties	49,342
42340	Veterans Home Purch Bd-Late Penalties	16,092
42350	Other Fines & Penalties	8,390,737
42360	State Court Education Fees	1,453,111
42370	Court Constituent Fees	343,498
42390	Emergency Medical Fine	1,442,726
42391	Trauma Care Fine	2,763,557
42410	Correction Facility Fee	638,845
42475	Dept Wild,Fish,Pks-Licenses Violation	26,493
42500	Hwy Weight Penalties	2,319,941
42510	Harvest Permit Fees	288,825
42600	ABC Liquor Permit Fees	2,100
42700	Victims Comp-Implied Consent	146,046
42710	Victims Comp-Other Misdemeanor	811,378
42720	Victims Comp-Other Felony	71,343
42730	Victims Comp-Restitution	29,108
42740	Victims Comp-Pre-trial Intervention	6,675
42750	Victims Comp-MS Prison Industries	15,634
TOTAL FINES, FORFEITS & PENALTIES		<u>40,361,821</u>
RENT & USE OF STATE PROPERTY		
Sales of Products - Outside		
43000	Sale of Penitentiary Products	1,116,451
43010	Sale of Products (non-penitentiary)	387,812
43011	Seedling Sales	581,882

**STATE TREASURY
SCHEDULE OF SPECIAL FUNDS RECEIPTS (CONT'D)
FOR THE YEAR ENDED JUNE 30, 2006**

Rent & Use of State Property		
43100	Rent of State Property	17,033,098
43120	Coliseum Receipts	823,432
43140	Oil & Gas Royalties-Mineral Lease Comm	675,576
43160	State Fair Receipts	2,765,099
43170	Rental of Office Space	9,127,172
TOTAL RENT & USE OF STATE PROPERTY		<u>32,510,522</u>

INTEREST, DIVIDENDS & GAINS FROM SALE OF INVESTMENTS

Interest, Dividends & Gains From Sale of Investments		
43300	Interest on Investments-General Fund	2,728,737
43310	Interest on Vet Home Purch Bd Loans	7,012,548
43350	Interest on Investments-Special Fund	31,045,189
43360	Gain from Sale of Investments	177,800
43370	Interest on Checking/Savings Accts	42,355
43380	Interest Earned on Loans	6,292,263
43390	Other Interest	11,797

TOTAL INTEREST, DIVIDENDS & GAINS FROM SALE OF INVESTMENTS

47,310,689

GRANTS

Federal Grants-in-Aid		
44000	Dept of Education Programs	729,754,674
44005	Rehabilitation Services	70,813,731
44020	Library Comm Programs	3,240,486
44030	Bd of Health Programs	140,071,457
44040	Agriculture & Commerce Programs	12,365,121
44041	EPA Programs	596,693
44042	USDA Programs	466,754
44080	Forestry Programs	2,692,084
44100	Public Welfare Programs	251,689,376
44110	Employment Sec Comm Programs	137,375,316
44120	National Guard	48,845,594
44130	Emergency Mgmt Programs	10,587,740
44160	Bureau of Public Roads-MDOT	
44190	T.V.A. Payments in Lieu of Taxes	17,828,517
44220	Dept Wild, Fish, Pks-Wildlife Grants	9,310,536
44250	Bureau of Pollution Control Grants	14,072,594
44260	Mental Illness & Retardation Programs	27,930,829
44270	Governor's Fed-State Programs	210,382,131
44280	Medicaid Programs	2,634,745,234
44300	Highway Safety Patrol	21,727,157
44320	Dept Wild,Fish,Pks-Bureau Pks Grants	985,428
44330	Dept Wild,Fish,Pks-Marine Grants	5,800,013
44390	Miscellaneous Federal Grants	670,912,408
44395	Federal Capital Grants	712,191,484

Revenue from Political Subdivisions

44400	Revenue from Counties in MS	100,629,222
44450	Revenue from Cities in MS	495,959
44460	Participating Funds-Political Subdivisions	6,283,724
44470	Revenue from State Colleges/Universities	251,205

TOTAL GRANTS

5,842,045,467

**STATE TREASURY
SCHEDULE OF SPECIAL FUNDS RECEIPTS (CONT'D)
FOR THE YEAR ENDED JUNE 30, 2006**

DONATIONS & OVERPAYMENTS

Donations & Overpayments		
44500	Donations	2,209,577
44510	Tax Comm-Overpayment of Taxes	9,824,142

TOTAL DONATIONS & OVERPAYMENTS 12,033,719

REVENUE OF SUBGRANTEES

Revenue of Subgrantees		
44630	Federal Sub-Grants from Other Funds	53,097,300
44800	State Justice Institute Grants	462,100

TOTAL REVENUE OF SUBGRANTEES 53,559,400

REVENUE FROM CURRENT SERVICES

Revenue from Current Services		
45000	Reimbursements-Outside Agencies	130,191,053
45010	Sale of Supplies/Svcs-Outside Agencies	52,023,132
45020	Sale of Supplies/Svcs-Between Agencies	46,598,194
45040	SAAS Production Charges	1,911,058
45042	Repayment to MMRS Revolving Fund	5,411,160
45050	Sale of Supplies/Svcs-GAAP Gen. Funds	335,549
45051	MMRS Training Room Rental	13,249
45060	Sale of Supplies/Svcs-GAAP Spec Funds	97,414
45065	State Administrative Charges	5,182,181
45070	Payments from Medicaid	269,065,975

TOTAL REVENUE FROM CURRENT SERVICES 510,828,965

COMPENSATION FROM SALE, LOSS OR DAMAGE TO PROPERTY

Sales		
46000	Sale of Real Estate	503,638
46010	Sale of Personal Property	3,936,598
46020	Sale of Scrap	207,367
46030	Other Sales	3,042,818
46040	Gain on Disposal of Equipment	2,225

Escheats & Awards		
46110	Awards for Damages	103,038,782

Insurance Adjustments & Settlements		
46200	Insurance Adjustments & Settlements	4,253,759

TOTAL COMPENSATION FROM SALE, LOSS OR DAMAGE TO PROPERTY 114,985,187

BOND ISSUES & NOTES

Proceeds of Borrowed Funds		
47000	Proceeds of Bond Issues	387,065,000
47060	Proceeds from Notes Payable	33,000,000
47070	Proceeds from Contracts Issued	2,120,000
47090	Premium on Bonds Sold	7,059,448

TOTAL BOND ISSUES & NOTES 429,244,448

**STATE TREASURY
SCHEDULE OF SPECIAL FUNDS RECEIPTS (CONT'D)
FOR THE YEAR ENDED JUNE 30, 2006**

TRANSFERS, REFUNDS & OTHER RECEIPTS

Intra-Budget Transactions

49030	Gross Sale of Alcoholic Beverages	178,612,054
49050	ABC Clearing-Liquor Excise Tax	156
49060	ABC Clearing-Liquor Privilege Tax	2,272,192
49090	ABC Clearing-Miscellaneous Income	23,945

Inter-Budget Transactions

49100	Unexpended Balances	(2,432,068)
49120	Lease-Purchase Program Funds	12,503,572
49150	Transfer from Other Funds	1,468,806,294
49155	Cost Pool Transfer In	1,944,808
49160	Cost Allocation Reimbursement	3,074,757

Refunds

49300	Refunds of Prior Year Disbursements	6,644,203
49310	Prior Year Cancelled Warrants	492,409
49320	Refunds of Erroneous Payments	337,105
49330	Medicaid Refunds	171,210,920
49340	Refunds From Cafeteria Plans	1,071
49350	Commission From Contract Travel Agency	50,282
49370	Refunds from Utility Companies	4,216
49390	Other Refunds	8,389,136
49395	Prior Year Subgrant Refunds	269,404

Loans Repaid to State

49500	Loans Repaid to State	60,755,201
49510	Loans Repaid to Vet Home Purchase Bd	17,204,986
49520	Loans Repaid by the VA	72,475

Other Non-Governmental Receipts

49900	Veterans Home Purch Bd-Escrow Receipt	3,133,838
49910	Other Nongovernmental Receipts	6,129,609
49920	Participating Funds-Nongovernment Agencies	375,845
49930	Unemployment Insurance from State Agencies	2,432,139
49935	Workers Comp-Premium Receipts	7,722,445
49940	Tort Claims Premiums	3,900,018
49950	Veterans Home Purch Bd-Loan Fees	236,212
49960	MPACT Contract Receipts	20,964,255
49968	MACS Program Manager Transfers	175,000
49970	Clearing Fund Receipts	50
49980	Fulfillment Fee Receipts	573,263

**STATE TREASURY
SCHEDULE OF SPECIAL FUNDS RECEIPTS (CONT'D)
FOR THE YEAR ENDED JUNE 30, 2006**

Other Receipts (Balance Sheet Account)		
10200	Petty Cash	46,565
10801	Repurchase Agreements (Invested by Treasurer for Other Agencies)	334,759,304
10820	US Treasury Obligations	67,285,275
11050	Fixed and Variable Investments	15,175,000
11125	Accounts Receivable Suspense	6,777
11700	Due From Subrecipients-Current	4,383
11950	Temporary Advance to Cafeteria Plans	9,255
12320	Other Interest Receivable - Current	70,364
12404	Due from Federal Government - CMIA	(26,040,527)
12405	Due from Federal Government - CMIA Prior Year	18,393,139
12410	Due from Other Governments - Current	1,725,000
12500	Retirement Contributions Receivable - Current	14
12920	Loans Receivable - Noncurrent Portion	57,300
13500	Due From Other Funds - GAAP JV	126,873
14200	Inventory of Stores for Resale	165,089
14500	Prepaid Items	(57,648)
15100	Loans to Other Funds	1,002
20620	Contracts Payable - Retainages	(28,399)
20900	Accrued Interest Payable	1,002,610
21020	Accrued Taxes Payable	16,392,595
21410	Due to Local Governments or Other States	9,383,646
21500	Due to Other Funds GAAP JV	(126,872)
21800	Customer Deposits	24,573,319
21850	Funds Held for Others	346,824
21900	Cancelled Warrants Payable	(419,848)
22200	Deferred Revenues Unearned (Other than Federal)	(2,734,196)
22500	Deferred CMIA Federal Revenue	7,647,374
24100	Loans from Other Funds	(1,002)
28670	Loans Payable - Current Portion	85,000,000
34300	Reserved For Loans and Notes Receivable - Noncurrent Portion	(57,300)
35500	Unreserved - Designated For Fund Balances of Special Treasury Funds	57,300
36100	Unreserved - Undesignated - Adjustments to Fund Balance	(216,681,187)
Other Transfers & Refunds		(550,815,533)
TOTAL TRANSFERS, REFUNDS & OTHER RECEIPTS		<u>1,761,146,288</u>
TOTAL SPECIAL FUND RECEIPTS		<u>\$10,991,265,627</u>

**STATE TREASURY
SCHEDULE OF SPECIAL FUND DISBURSEMENTS
FOR THE YEAR ENDED JUNE 30, 2006**

Dept of Finance & Administration:		
300A	Capital Improvements-IHL-Series 1999	\$854,211
300B	Capital Improvements-2003E-IHL & State Agency	15,007,148
300C	Capital Improvements-Series 2003E-Comm & JC	2,310,235
300F	State Building and IHL Repair & Renovation-Series 2003E	433,160
300I	Capital Improvements-Series 2003E-MS EDNET	913,155
300K	Capital Improvements-Archives & History-Series 1999	20
300M	Capital Improvements-1999 Comm/Junior Coll-Series 1999	29,668
300P	Capital Improvements-Series 2003E-01 Comm Heritage Preserv	1,927,080
300R	Capital Improvements-ITS-Series 1999	54,445
300T	Capital Improvements-Mental Health-Series 1999	173,060
300V	Capital Improvements-Series 2003E-Civil War Battlefield Acquisitior	58,248
300X	Capital Improvements-Series 2003E-01 State Agency	1,007,639
3028	PEER Joint Reappt.	72,292
Supreme Court:		
3051	Special	125,703
3052	Continuing Legal Education	97,753
3053	Administrative Office of Courts	12,214,773
3055	Certified Court Reporters	13,080
3056	Board of Bar Admissions	313,145
3058	Admin Office of Courts	162,340
3059	Civil Legal Assistance	145,000
3060	Drug Court Fund	1,455,535
Office of the Attorney General:		
3071	Administration	15,676,595
3072	Insurance Integrity Enforcement	198
3073	Prosecutor Education	557,856
3074	Crime Victim Administration	392,531
3075	Crime Victim Compensation	1,912,776
3076	Vulnerable Adults Training and Prosecution	2,357
3077	Child Support Prosecution Trust	30,909
307B	Medicaid Fraud	1,592,087
Dept of Finance & Administration:		
3080	Tort Claims	6,068,661
3083	Medical Malpractice Insurance	147,605
3086	Criminal Justice	47
Commission on Judicial Performance:		
3095	Special Fees	132,736
3096	Commission on Judicial Performance	6,700
3097	Capital Defense Counsel	648,617
3098	Capital Post-Conviction Counsel Fund	446,478
Dept of Public Safety:		
3101	Local Law Enforcement Block Grant	1,987
3102	Federal-State Programs	16,441,630
Governor's Office:		
3103	Veterans' Military Transition Project	15,045
3104	Bioterrorism Preparedness	625
3107	Governor's Office	466,392
3108	Governor's Mansion	191,978
Department of Public Safety:		
3109	Federal-State Alcohol Program	197,780
310J	Juvenile Accountability	3,156,970
310K	Governor's Office Disaster Assist Coordination	168,790

**STATE TREASURY
SCHEDULE OF SPECIAL FUND DISBURSEMENTS (CONT'D)
FOR THE YEAR ENDED JUNE 30, 2006**

	Secretary of State:	
3111	Special	8,549,434
3112	Land Records Management	468,246
3113	Public Trust Tidelands	7,983,241
3114	Securities Enforcement Act	493,985
3115	Help Vote	7,632,784
3116	Deer Island	25,000
3118	Point Cadet	4,124,467
	Dept of Finance & Administration:	
3121	West Pascagoula 421	111,898
3122	East Amite Street 515	517,045
3125	MS Management & Reporting System Revolving	5,880,719
3126	MS Government Portal Fees	325,417
3128	Capital Police Contracts	139,354
3130	Statewide Accounting System	1,677,452
3131	Capital Facilities Rent Fund	8,482,224
3132	Master Lease-Purchase Program	11,009,468
3135	Air Transport Services	165,058
3136	Surplus Property	436,276
3138	Surplus Property-Federal Program	235,155
3139	101 Capitol Centre Office Building	421,422
3140	SPAHRs State Income Tax Payable	3,425
3141	Insurance Recovery	1,969,502
3142	Internal Cost Allocation	276,990
3143	Statewide Cost Allocation	1,755,878
3144	Local Disaster Loans	2,162
3146	Katrina FEMA/MEMA Funds	28,003
3148	Lockheed Martin Maintenance	33,000
3149	State Fiscal Relief	341,255
3155	Dept of Audit	3,732,392
	State Treasurer:	
3170	MPACT Trust	48,624,074
3171	MPACT Administration	1,244,268
3176	Escheatment	1,790
3178	Abandoned Property Funds	1,435,232
3179	Abandoned Property Claim Payments	5,601,204
	Tax Commission:	
3180	Special Tag Administration	75,000
3182	PHOENIX Project	161,814
3183	State Treasurer-MACS Administration	116,148
3186	Tax Commission-Seized Property/Cash Bonds	379,304
	Gaming Commission:	
3187	Investigative	3,995,042
3188	Charitable Bingo	797,688
	Dept of Education:	
3200	General Education Special Funds	13,140,143
3201	Special Funds	707,639,926
3202	Administration	15,919,052
3203	Public School Education Technology	1,127,251
3206	Vocational & Technical	16,649,932

**STATE TREASURY
SCHEDULE OF SPECIAL FUND DISBURSEMENTS (CONT'D)
FOR THE YEAR ENDED JUNE 30, 2006**

3212	School District-Master-Lease Purchase Program	2,076,537
3213	Critical Teacher Shortage Fund	4,444,748
3214	School for the Blind INV	15,000
3215	Tobacco Fund	221,954
3217	Schools for the Blind & Deaf	548,379
3218	School District Ad Valorem Tax Reduction	46,000,000
3219	State Treasurer-Oil & Gas Taxes on State Owned Land	92,756
3220	Dept of Finance & Administration-State & School Employee Insurance	35,971,198
	Dept of Education:	
3230	MS Adequate Education Special	70,628,460
3231	MS Adequate Education Capital Expenditures	42,217,450
3232	Schools for the Blind & Deaf Special Funds	1,294,192
	Dept of Rehabilitation Services:	
3233	Chickasaw Special	4,614,798
3235	Rehabilitation for the Blind-Special	8,981,824
3240	Special Disability Programs	12,746,222
	Library Commission:	
3243	Public Libraries Capital Improvements-Series 1999	30,149
3245	Federal Grant Funds	2,017,683
3246	Miscellaneous Collections	80,372
3247	Authority for Educational Television	3,600,401
	Library Commission:	
3248	Capital Improvements-Series 2001	104,299
3249	Public Libraries Capital Improvements	1,600,764
3250	Staying Connected Grant Program	136,763
	Institutions of Higher Learning:	
3251	Vol Comm Budget Contingency	124,530
3252	Subsidiary Programs Budget Contingency	906,955
3257	State Court Education	1,134,920
3258	Ayers Endowment Interest	373,403
3259	IHL Budget Contingency	1,223,867
325E	Student Financial Aid	1,798,800
3267	Ayers Settlement Endowment	5,000,000
326B	Vet Medicine Budget Contingency	2,500,000
326C	Alcohol Safety Education Program	89,180
3270	General Support Budget Contingency	34,518,648
3271	Student Financial Aid Healthcare Expendable Fund	177,563
3281	UMC-Budget Contingency	6,000,000
3282	UMC Healthcare	4,000,000
3283	UMC-Cancer Institute	5,000,000
	State Board for Community & Junior Colleges:	
3291	Special	37,197,259
3292	Workforce Carryover Funds	1,230,779
3293	Budget Contingency	1,283,616
3296	Budget Contingency	13,377,618
3297	Proprietary School & College Registration Law	49,641
3298	Workforce Enhancement Training	10,209,182
	Dept of Health:	
3300	Local Fund	9,295,374
3301	Federal & Miscellaneous Fees	189,424,063
3302	Local Govt & Rural Water System Emergency-Series 1995D	1,160

**STATE TREASURY
SCHEDULE OF SPECIAL FUND DISBURSEMENTS (CONT'D)
FOR THE YEAR ENDED JUNE 30, 2006**

3303	Improvement Loan-Series 1995D	8,854,997
3304	Local Govt Water Development	501,543
3305	Health Care Expendable Fund	7,475,160
3306	Tobacco Control Settlement Fund	2,378,391
3307	Series C-Local Govt and Rural Water Improvements	465,936
	Medicaid:	
3323	Refund Account	168,173,243
3325	Civil Penalty	243,492
3326	Health Care Expendable Fund	107,273,753
3327	Medical Care Donations	146,917,967
3328	Medicaid Division of General Services	2,802,894,919
	Dept of Rehabilitation Services:	
3330	Vocational Rehabilitation Services	47,208,834
3332	Spinal Cord & Head Injury Trust	8,691,376
3335	Rehabilitation Services Administrative	1,857,457
3340	Disability Determination Services-Social Security Administration	23,886,302
3341	Disability Determination Services-Medicaid	131,902
3362	East Mississippi State Hospital - Healthcare Expendable Fund	1,007,817
3366	Hudspeth Regional Center - Healthcare Expendable Fund	488,299
	Dept of Mental Health:	
3370	Purchase of Services	21,973,236
3371	Mental Health Board	14,929,916
3372	East Mississippi State Hospital-Support	15,180,022
3373	Ellisville State School-Inmate	71,751,178
3374	MS State Hospital-Whitfield Income	33,384,278
	Dept of Mental Health:	
3377	Crisis Intervention	3,687,662
3379	Alcohol & Drug Abuse	4,777,177
3380	SVC Health Care Expendable Fund	29,892,766
3381	CO Health Care Expendable Fund	633
3382	Boswell Regional Center	21,328,116
3384	North Mississippi State Hospital	1,101,668
3385	North Mississippi Regional Center	49,767,421
3386	Hudspeth Regional Center-Special	42,445,752
	South Mississippi Regional Center:	
3387	South Mississippi Regional Center	25,442,117
3388	Healthcare Expendable Trust Fund	335,537
3389	Central Mississippi Residential Center	1,279,582
	South Mississippi State Hospital:	
3391	South Mississippi State Hospital	2,353,335
3393	Juvenile Treatment Facility Special	1,230,897
3394	Healthcare Expendable Trust Fund	533,084
	Dept of Agriculture & Commerce:	
3400	Meat Inspection Program	2,545,185
3401	Miscellaneous	2,550,614
3402	Meat License	400
3403	MS Ratite Promotion	59
3404	Beaver Control Assistance Program	450,000

**STATE TREASURY
SCHEDULE OF SPECIAL FUND DISBURSEMENTS (CONT'D)
FOR THE YEAR ENDED JUNE 30, 2006**

Dept of Agriculture & Commerce:		
3406	Egg Marketing Board	28,152
3407	Jim Buck Ross Ag & Forestry Museum	510,417
3408	Farmers' Central Market-Administrative	23,449
3409	Protect Underground Water	286,160
Mississippi Development Authority:		
3410	Tourism Match Grants	652,865
3412	Highway	1,965,821
3413	Port Authority	50,000
3414	Economic Development Match Grants	279,891
3415	Disaster Small Business Bridge Loan	15,070,850
3418	Procurement Centers	554,318
3419	Fin Res Adm Operating Fund	766,690
341C	Energy	1,219,189
341J	Housing Loan Proceeds	143,440
341K	Single Family Resident Loan	395,041
341R	Agribusiness Revolving Loan	12,964,037
341S	Highway Local	160,489
341V	HHS - Empowerment Zone/Enterprise	1,671,647
341W	CDBG Emergency Katrina	9,989,001
341X	Comm Development - HUD/ARC	49,708,258
341Y	CDBG Economic Development Revolving Loans	326,765
341Z	Employment Training - JTPA	2,305,730
3420	Special & Federal	9,072,247
Institutions of Higher Learning:		
3421	CES-Budget Contingency	1,552,000
3422	MAFES-Budget Contingency	1,538,000
3423	ASU Agriculture-Budget Contingency	55,000
Board of Animal Health:		
3426	Animal Care	43,003
3428	Federal Grants	898,508
3429	Dept of Agriculture & Commerce-Boil Weevil Management Act	1,426,861
Fair Commission:		
3430	Fair Commission & Coliseum	3,840,686
3435	Dixie National Livestock	922,332
3436	Department of Ag and Commerce - Forfeiture	613
3448	Forestry & Wildlife-Budget Contingency	255,000
Dept of Marine Resources:		
3450	Dept of Marine Resources	11,173,598
3452	Tidelands Trust	3,723,426
3454	Institute for Forest Inventory	355,192
Forestry Commission:		
3455	Miscellaneous	9,474,470
3456	Volunteer Fire Equipment Conversion Fund	43,353
3458	Kurtz State Forest Revolving	19,478
3459	Tree Seedling Revolving	141,512
Dept of Wildlife, Fisheries & Parks:		
3460	Fisheries & Wildlife-Operations	29,183,957
3461	Parks & Recreation-Operations	9,256,091
3462	Motor Vehicle	237,153
3464	Natural Science Museum-Operations	1,153,743

**STATE TREASURY
SCHEDULE OF SPECIAL FUND DISBURSEMENTS (CONT'D)
FOR THE YEAR ENDED JUNE 30, 2006**

3465	Pearl River Timber Fund	24,728
346A	Gulf & Wildlife Protection	1,598
346B	Gulf & Wildlife Protection	2,135,115
346C	Heritage Committee License Fee	1,267,854
346D	State Parks Timber Management Endowment	48,542
346F	2003 Moon Lake State Park	2,501,194
346P	Parks & Timber Fund	63,675
3470	Waterfowl Stamp	682,623
3471	Dept of Environmental Quality-Administrative Services	3,318,970
3472	Grand Gulf Military Monument Commission-Special Archives & History:	117,598
3474	Local Government Records Management	74,002
3475	Archives & History	1,167,340
3476	Historic Properties Trust	590,859
3480	New Capital Repair & Renovations	490,000
	Soil & Water Conservation Commission:	
3482	Supp Watershed Repair and Rehab.	3,742,599
3483	Natural Resources Conservation Education	10,743
3484	Capital Improvements-Series 1999	420,820
3485	Wildflower Seed Revolving	761
3486	Soil & Water Conservation	2,986,127
3487	Bond Proceeds-Series 1990A	153,318
3488	Bond Proceeds-Series 1991A	43
	Oil & Gas Board:	
3491	Oil & Gas Board	1,785,577
3493	Emergency Plugging	312,229
	Mississippi Development Authority:	
34CL	MS Farm Reform Act-2003 Series Q	413,985
34CM	Emergency Crops- Farm Ref Ser R 05	1,163,363
34CN	MS Major Economic Impact-Series F	669,191
34CP	MS Farm Reform-Series H	9,487
34CR	Energy Development Loans	344,291
34CZ	Major Energy Project Development Program	474,002
34EA	Rural Impact Act-2003	889,351
34EC	MS Rural Impact Fund 2005	5,207,915
34FA	Farsish Street Historic District 2003	1,000,000
34GA	2003 Shipyard Improvements	12,441,532
34GC	2002 Shipyard Improvements	19,673
34GD	Shipyard Improvements 03 SER C	448,439
34GE	2005 Shipyard Improvements Serial R 05	20,437,915
34HH	Economic Development Highway-Series I	1,743,552
34HK	Franklin County Lake and Recreation Construction	30,729
34JA	Small Municipalities & Limited Population Counties	120,342
34JB	Small Municipalities & Limited Population Counties	96,950
34JC	Small Municipalities & Limited Population-2003C	1,611,171
34JE	Small Municipalities & Limited Population Co, Ser D	903,996
34JF	Sm Municipalities & Limited Population Ser E 2005	3,576,596
34KA	Local Government CI Tax Rev Ser E	5,078,304
34KE	IHL Capital Improvements-Series 1995C-Tax Exempt	3,029,029
34KW	Local Government Loan Revolving-Series 1995D	6,047,403
34KX	Local Government Loan Repayment-Series 1995D	1,014,800
34MA	Business Investment DIP Ser BB	751
34MC	MS Business Investment Incubator	2,000,000

**STATE TREASURY
SCHEDULE OF SPECIAL FUND DISBURSEMENTS (CONT'D)
FOR THE YEAR ENDED JUNE 30, 2006**

34ME	MS Business Investment BB 2005 DIP	4,000,000
34MM	MS Business Investment-Series 2001X	4,477
34MN	MS Business Investment-Series 2002Y	135,041
34MP	MS Business Investment-Series 2003Z	1,706,768
34MQ	MS Business Investment-Series AA	5,935,743
34NA	MS Major Economic Impact-Series 1997H	180,844
34NC	MIA - LS Power Energy - Series 1999I	25,000
34NE	MIA - LS Power Energy - Series 2003J	12,393,977
34NF	MS Major Economic Impact-Series 2003-Mall	5,579
34NG	MMEIA Viking	98,006
34NH	MEIA- Viking Series L 2005	2,512,992
34NJ	MEIA-NASA Shared Series L 2005	23,700,000
34NK	MEIA- Pharma Pac Ser L 2005	380,300
34NT	MS Major Economic Impact-Series 2003A Taxable Nissan Project	2,585,580
34NU	MS Major Economic Impact-Series 2003	559,754
34NW	MMEIA Mineral Lease 2004	1,416
34PC	ACE Series 2004	47,835
34PE	ACE Fund Series B	37,024
34PF	ACE Series B 2005	2,036,356
34RA	Local Government Freight Rail 2004	1,049,229
34RR	Local Government Freight Rail-Series A	1,066
34RT	Local Government Freight Rail-Series 2002	187,344
34RZ	Local Government Freight Rail Repayments	1,247,465
34TA	Sales Tax Incentives	40,769
34TC	Existing Ind Prod Loan Ser A 2005	3,563,623
34WB	Land, Water & Timber, Series B	5,090,890
34WD	Land, Water & Timber, Series C	10,400
34WD	Land, Water & Timber-Series C	10,298
34WE	Land, Water & Timber-Series D	1,818,003
3501	Dept of Insurance-Assessments	7,558,814
3502	State Fire Academy-Firefighters' School	4,238,792
	Dept of Insurance:	
3503	Liquefied Compressed Gas Division	37,256
3504	Rural Fire Truck Acquisition Assistance Program Bonds	915,019
3505	Municipal Fire Protection	4,770,252
3506	County Volunteer Fire Department	450,850
3507	Rural Fire Truck	82,894
3508	Rural Fire TAAP Bond Fund	86,766
3509	Propane Education & Research Fund	108,282
350A	Supplemental RFTP Bond SB2010	2,651,233
350B	Rural Fire Bond	4,401,849
	Dept of Banking & Consumer Finance:	
3511	Bank Supervisor Administrative	2,882,496
3512	Consumer Finance	2,362,124
	Workers' Compensation Commission:	
3521	Administration	4,761,205
3522	Second Injury	83,587
	Public Employees' Retirement System:	
3531	Administration	59,462,920
3533	Building Repair and Maintenance	13,454
3534	Building Fund	157,301

**STATE TREASURY
SCHEDULE OF SPECIAL FUND DISBURSEMENTS (CONT'D)
FOR THE YEAR ENDED JUNE 30, 2006**

Dept of Corrections:		
3549	Recycle Program	71,425
3551	Institution	4,159,154
3552	Prison Agricultural Enterprises	2,622,340
3553	Medical Services Deficit	13,293,851
3554	Training Revolving	170,342
3556	Community Service Revolving	4,967,362
3557	Confiscated Funds	52,357
3559	Local Confinement-Deficit	3,151,385
3562	Regional Facilities-Deficit	8,715,910
3564	Private Prisons	29,339,037
Dept of Environmental Quality:		
3580	Land & Water Resources	98,814
3584	Pollution Control	10,926,695
3586	Pollution Control EPA	21,243,295
3588	Pollution Control SRF Administration	60,708
3590	Geological Survey	2,580,093
3592	Surface Coal Mining & Reclamation	38,467
3596	Water Pollution-Emergency Loan	40,232
3597	Water Pollution-Revolving Loan	41,652,012
3600	Board of Examiners for Licensed Professional Counselors	80,446
3601	Dept of Information Technology Services - Operations	27,167,770
State Personnel Board:		
3610	Training	557,060
3614	Personnel Board	4,781,595
Dept of Finance & Administration:		
3642	Self-Insured Workers' Compensation Trust	14,740,464
3644	Unemployment Insurance	1,766,376
Dept of Human Services:		
3649	Community Services	35,633,292
3650	Social Services Block Grant	4,199,391
3651	Administration	85,118,546
3652	Child Support-Special	25,378,455
3653	Social Services-Special	61,112,073
3655	Support Services-Special	11,034,793
3658	Children & Youth	79,893,497
3659	Aging & Adult Services	19,693,410
3662	Youth Services	7,102,659
3664	MS Children's Trust	468,755
Employment Security Commission:		
3671	Operations	171,017,660
3673	WIA Employment Training	69,776,293
3675	Administration	1,092,997
3676	Building & Land	627,802
3678	MS Workforce Training Enhancement	9,876,459
Military Dept:		
3700	National Guard-Timber Sales	602,245
3701	National Guard-Federal	40,019,521
3703	Armory Construction-Special	4,647,401
3705	Camp Shelby Base Operation	6,783,442
3706	National Guard-Special Design	90,522
3707	Armed Forces Museum Phase II-Series 1999	105,561
3709	Air National Guard Training Site Operations	10,824,422

**STATE TREASURY
SCHEDULE OF SPECIAL FUND DISBURSEMENTS (CONT'D)
FOR THE YEAR ENDED JUNE 30, 2006**

3710	Forfeited Funds	3,012,328
3711	Highway Patrol	19,661,014
3713	Crime Laboratory	1,800,255
3714	Law Enforcement Training Academy	1,207,045
3715	Support Services	563,478
3716	Driver Services Fees	5,482,090
3717	Weapons Permit	250,261
3718	Bureau of Narcotics & Drugs-Fines and Penalties	3,846,809
	Dept of Public Safety:	
3719	Salvage Certificate of Title	698,356
371A	Disability and Relief	2,944,871
371B	Drivers' License Photo Fees	1,371,852
371C	Drivers' License Special Fees	3,411,355
371D	Crime Stoppers	98,122
371E	Crime Lab Implied Consent Law	486,243
371F	Board of Polygraph Examiners	3,359
371G	Officers Death Benefit Trust	85,743
371H	Fingerprint Processing	2,014,485
	Emergency Management:	
3721	Administrative	3,435,918
3722	Federal Grants	10,645,388
3425	Disaster Assistance Trust	2,558,719
3726	Grand Gulf	130,992
3727	Hazard Waste Transportation Permits	2,733
3728	Public Assistance Program	14,474,109
3729	Hurricane Katrina	625,222,417
372B	Public Assistance Program	67,989
372C	Disaster Assistance Trust - Lowndes County	38,603
372K	Hurricane Katrina Match	73,137,039
372U	Hazard Mitigation	3,098,380
	Veterans' Affairs Board:	
3731	School Programs	85,709
3732	Veterans' Home	26,093,518
	Veterans' Home Purchase Board:	
3734	Home and Farm Loans	33,851,419
3735	Escrow	3,057,017
	Military Dept:	
3736	National Guard Armory Construction-Kosciusko	134,281
3738	Oxford Armory Construction	37,753
3739	National Guard Armory Construction-Batesville	314
373A	National Guard Armory Maintenance-Kosciusko	17,266
	Dept of Public Safety:	
3740	Medical Examiner	68,054
3741	County Jail Officer Training Fund	318,990
3742	Law Enforcement	1,427,691
3744	Emergency Telecommunications	428,011
3746	MS Leadership Council on Aging	347,394
3747	Wireless Radio Communications	778,644
3748	Local Crime Stoppers Programs	45,137
374K	Hurricane Criminal Justice Rec Fund	36,071,826
	Tax Commission:	
3757	Homeland Security	14,998,337
3758	Petroleum Municipal Aid	1,547,295

**STATE TREASURY
SCHEDULE OF SPECIAL FUND DISBURSEMENTS (CONT'D)
FOR THE YEAR ENDED JUNE 30, 2006**

3759	TVA in Lieu	17,811,013
375A	Dept. of Public Safety-Homeland Security Admin.	1,025,253
	State Treasurer:	
3761	Gas Severance Tax to Counties	14,376,751
3762	Oil Severance Tax to Counties	8,843,437
3763	Timber Severance Tax to Counties	743,844
3764	Gasoline Tax to Counties	50,079,273
3765	Truck & Bus Privilege Tax to Counties	26,057,638
	Tax Commission:	
3767	International Fuel Tax	11,680,181
3768	Cruise Vessel Fees	93,034,049
3769	Motor Vehicle Ad Valorem Tax Reduction	191,934,110
3770	Motor Vehicle Rental Sales Tax	5,877,127
3771	State Treasurer - Sales or Utilities Tax Distribution	419,938,469
	Tax Commission:	
3772	Payments in Lieu of Taxes-Nuclear Plant	18,804,068
3773	Rail Car in Lieu of Taxes	3,329,451
3774	Telecom AdValorem Tax Reduction	12,891,295
3776	Hazardous Waste Management Tax	54,217
3779	Fire Insurance Tax (Jackson)	204,550
3780	State Treasurer-University Special License Tag	2,632,920
	Library Commission:	
3782	Interlibrary Booksharing Bond	191,858
3783	Budget Contingency	7,323
3784	Federal Construction	31,565
	State Treasurer:	
3785	Flood Control to Counties & Schools	357,163
3786	National Forest Reserve	8,979,246
3806	Tax Commission - Motor Vehicle License Tag	308,728
	Public Service Commission:	
3811	Motor Carrier	4,618,395
3812	Public Utilities Staff Regulations	1,759,768
3813	Phone Solicitation	65,476
3820	MS Auctioneer Commission - Licensure Fund	96,933
3821	Board of Nursing Home Administrators	116,361
3822	Board of Cosmetology	752,706
3823	Board of Psychological Examiners	94,053
3824	Board of Dental Examiners	607,962
3825	Agricultural Aviation Board	75,645
3826	Dept of Agriculture & Commerce - Rice Promotions	2,174,033
3827	Board of Veterinary Examiners	98,710
3828	Board of Physical Therapy	168,487
3829	Board of Medical Licensure	1,592,720
3830	Real Estate Commission - Home Inspectors Board	64,151
3831	Board of Optometry	82,752
3832	Real Estate Commission	995,828
3833	Board of Funeral Services	171,326
	Board of Public Contractors:	
3834	Board of Public Contractors	776,043
3835	Construction Education Fund	841,700
3836	Real Estate Appraisal License Board	293,897

**STATE TREASURY
SCHEDULE OF SPECIAL FUND DISBURSEMENTS (CONT'D)
FOR THE YEAR ENDED JUNE 30, 2006**

3838	Board of Nursing	1,860,106
3839	Motor Vehicle Commission	240,046
3840	Board of Barber Examiners	149,488
3841	Dept of Agriculture & Commerce - Soybean Promotion	2,432,530
3842	Registration for Professional Engineers & Land Surveyors	362,203
3843	Athletic Commission	51,633
3844	Board of Registration for Foresters	17,909
3845	Board of Public Accountancy	500,687
3846	Board of Pharmacy	1,060,225
3848	Board of Architecture	227,692
3849	Board of Chiropractic Examiners	43,904
3850	Board of Public Accountancy-CPA Examination Candidate Deposits	109,706
	Tax Commission:	
3851	Income Tax Refunds	381,111,453
3854	MS Advantage Jobs Incentive Payment	7,937,442
3855	Special Refunds	9,895,636
3856	Apportion Tag	4,293,868
3857	State Board of Massage Therapy	103,683
3858	Board of Registered Professional Geologists	84,258
3859	Board of Social Workers & Marriage/Family Therapists	207,934
	Veterans' Memorial Stadium Commission:	
3861	Operations	1,135,269
3862	Revolving	341,571
	Arts Commission:	
3865	Grants	809,956
3867	Challenge Initiative	25,000
3868	Nonfederal Funds	16,828
3870	Blues Commission	28,501
3871	Building Fund	1,850,803
	Tax Commission:	
3895	ABC Revolving	195,239,999
3896	Permit Clearing	2,256,268
3897	Fingerprint	23,409
	Dept of Finance & Administration:	
3901	Office of Bldgs-Capital Improvements	187,102
390J	JSU Main Campus Improvements-Series 1997A	472,579
390L	Capital Improvements-1997 IHL-Series 1998A	415,948
3910	Ser 05 04-05 IHL/State Agcy CI	34,832,547
3911	Ser 05 04-05 Comm & Jr Coll CI	10,757,966
3912	Ser 05- 01 Ayers Allstate Bldg	18,612
3913	Ser 05- IHL/State Agencies CI Fund	401,392
3914	Ser 05- Bureau of Build Disc Fund	708,003
3915	Ser 05- 01 Ayers Settlement CI	3,439,264
3916	Ser 05- 02 Ayers Settlement CI	12,094,611
3917	Ser 05- 03 IHL/State Agency CI	7,182,814
3918	Ser 05- MSU Raspet Flight Res	1,271,843
3919	Ser 05-Supp Rural Fire Truck	6,463,703
391F	Capital Improvements-IHL AG 04-2003E	22,076,801
391G	Capital Improvements-IHL AG 04-2003E	535,621
391J	Capital Improvements-IHL AG 04-2003E	3,119,659
391K	Stennis Center 2005	1,121
391M	Capital Improvements-IHL AGY 2005A	233,521

**STATE TREASURY
SCHEDULE OF SPECIAL FUND DISBURSEMENTS (CONT'D)
FOR THE YEAR ENDED JUNE 30, 2006**

391P	University Medical Center Cancer Center SER 05B	45,635
391T	University Medical Center Equipment SER 05A	32,021
391V	Capital Improvements-IHL SER 2005A	10,231,825
391W	Capital Improvements-IHL CJC 2005A	186,264
391X	Bureau of Buildings Discre. SER 05A	1,212,620
391Y	Capital Improvements-IHL SER 2005B	1,675,495
3921	Office of Buildings	22,666,495
3923	NASA Shared Services	23,748,956
392T	1995 Metro Parkway Project	988,098
392W	Capital Improvements-IHL & Comm/Junior Coll-Series 1997A	60
3930	FEMA Flood Claim Disaster Settlement	500,000
3931	Capital Improvements-Agency Reappropriation	8,130,421
	Dept of Education:	
3932	School for the Arts Bond Funds	86,844
3933	Tech-Prep Fund Series B	369,549
	Port Authority at Gulfport:	
3934	Port of Gulfport-Series 16	1,741,012
3935	Operating Reserve	10,881
	Dept of Finance & Administration:	
393A	Ser 05- MS Museum of Art	4,029,203
393B	Ser 05- MS Children's Museum	633,319
393C	Ser 05 04-05 IHL/State Agcy CI	3,242,637
	Dept of Transportation:	
3940	Asset Seizure	394,272
3941	Support	1,169,855,552
3944	Litter Prevention	591,543
3945	Harvest Permit	286,281
	State Aid Road Division:	
3946	Construction	107,911,901
3947	Administrative	2,884,317
3948	Local System Bridge Program	10,915,132
3949	Dept of Transportation-Overweight Fines & Penalties	2,233,789
	State Aid Road Division:	
394R	Bond Local System Bridge Program	162,387
394U	Bond 05 Local System Bridge Prog	60,515
394V	Bond 06 Local Sys Bridge Prog	17,065,620
	State Treasurer:	
3950	Bond Issuance Fund Cost	81,686
3951	General Fund Bond & Interest Earnings Support	6,423,000
3952	General Obligation Bond Call	134,570,275
3953	Dept of Transportation-Equipment Purchase	2,016,583
	Dept of Finance & Administration:	
395J	State Building Renovations-Series 2000	2,000
395L	Ser 2000 Metro Parkway Act	1,961,411
395M	Capital Improvements-JSU-Series 2000	143,020
395N	Lynn Meadow Discovery Museum-Series 2000	71,290
395T	Capital Improvements-1999 IHL-Series 2000	953,065
395U	Capital Improvements-1999 Comm/Junior Coll-Series 2000	787,241
395V	1999 ETV Equipment Fund-Series 2000	528,706
395Z	Capital Improvements-IHL & State Agency-Series 2000	1,954,362
3965	MS Business Finance Corp-SED Repayments	6,798,353
396D	State Treasurer-Highway 4 Lane Trust-Series 1999	26,346,863
396P	MS Home Corp - Affordable Housing Principal	869,600

**STATE TREASURY
SCHEDULE OF SPECIAL FUND DISBURSEMENTS (CONT'D)
FOR THE YEAR ENDED JUNE 30, 2006**

State Treasurer:		
3989	Tobacco Litigation Health Care Expense Fund	87,575
3990	Tobacco Litigation Settlement	5,645,161
3992	Working Cash Stabilization	73,932,907
Dept of Finance & Administration:		
3995	Special Funds Pool Loan	91,554,332
3996	Disaster Recovery Fund	(1,250,000)
39AA	Capital Improvements-1999 Library Commission-Series 2000	870,271
39AB	Capital Improvements-1999 Juvenile Detention-Series 2000	46,336
39AC	Capital Improvements-1999 Wildlife, Fish & Parks-Series 2000	82,524
39AD	1999 Calhoun County Historic Project-Series 2000	154,365
39AN	IHL Repair & Renovation-Series 2000	433,222
39AP	Capital Improvements-Comm/Junior Colleges-Series 2000	1,119,019
39AS	African-American Heritage-Series 2000	66,406
39AW	Telecommunication Conference Center-Series A	1,098,359
39AX	Capital Improvements-1999 IHL-Series 2001	595,822
39AY	MS Craft Center-Series 2001	2,065,553
39BB	Capital Improvements-1999 Public Safety-Series 2001	858,124
39BC	Capital Improvements-1999 Wildlife, Fish & Parks-Series 2001	220,241
39BD	Children's Discovery Center-Series 2001	65,240
39BG	Capital Improvements-2000 State Agencies-Series 2001	319,649
39BJ	Capital Improvements-2001 State Agencies-Series 2001	4,929,893
39BK	IHL Repair & Renovation-Series 2001	65,415
39BL	State Building Repair & Renovations-Series 2002	223,574
39BN	Capital Improvements-2001 Comm/Junior Colleges-Series 2001	672,642
39CA	Telecommunications Conference Center-Series B	4,622,327
39CB	Capital Improvements-IHL & State Agency-Series 2002	32,314,259
39CD	Capital Improvements-1999 IHL-Series 2002	1,742,556
39CF	Capital Improvements-2000 Comm/Junior Colleges-Series 2002	353
39CG	Capital Improvements-2001 State Agencies-Series 2002	683,044
39CH	Capital Improvements-2001 Comm/Junior Colleges-Series 2002	145,675
39CJ	2001 MS Comm. Heritage Preservations-Series 2002	520,584
39CK	MS Landmark GT Program-Series 2002	703,053
39CL	Capital Improvements-Comm/Junior Colleges-Series 2002	1,050,061
39CM	MS Technology Innovation Center-Series 2002	24,174
39CT	Capital Improvements-2003 IHL AGY SER 03	1,757
39CU	Capital Improvements-2002 IHL AGY SER 03	669,661
39CV	Capital Improvements-1999 HNCK PT SER 03	33,937

TOTAL SPECIAL FUND DISBURSEMENTS

\$10,815,091,015

**STATE TREASURY
SCHEDULE OF EDUCATION ENHANCEMENT FUND RECEIPTS
FOR THE YEAR ENDED JUNE 30, 2006**

TAXES

Tax Commission Taxes		
40150 Sales Tax		\$259,061,587
40280 Use (Compensating) Tax		25,864,401

TOTAL TAXES		<u>284,925,988</u>
--------------------	--	---------------------------

INTEREST, DIVIDENDS & GAINS FROM SALE OF INVESTMENTS

Interest, Dividends & Gains From Sale of Investments		
43350 Interest on Investments-Special Fund		85,356

TOTAL INTEREST, DIVIDENDS & GAINS FROM SALE OF INVESTMENTS		<u>85,356</u>
---	--	----------------------

TRANSFERS, REFUNDS & OTHER RECEIPTS

Inter-Budget Transactions		
49150 Transfer from Other Funds		266,987,266

Refunds		
49305 Five Year Cancelled Warrants Returned		121

Other Receipts (Balance Sheet Account)		
10200 Petty Cash		26,576
21900 Cancelled Warrants Payable		(2,877)
36100 Unreserved - Undesignated-Adjustments to Fund Balance		(727,448)

Other Transfers & Refunds		(273,994,669)
---------------------------	--	---------------

TOTAL TRANSFERS, REFUNDS & OTHER RECEIPTS		<u>(7,711,031)</u>
--	--	---------------------------

TOTAL EDUCATION ENHANCEMENT FUND RECEIPTS		<u>\$277,300,313</u>
--	--	-----------------------------

STATE TREASURY
SCHEDULE OF EDUCATIONAL ENHANCEMENT FUND DISBURSEMENTS
FOR THE YEAR ENDED JUNE 30, 2006

Institutions of Higher Learning:		
4030	Institutions of Higher Learning	\$43,061,753
4034	MSU-Veterinary Medicine	591,272
4035	MSU-MS Cooperative Extension Service	1,042,873
4036	MSU-MS Agricultural & Forestry Experiment Station	1,246,406
4037	MSU-Forestry & Wildlife Research Center	270,553
4038	University Medical Center	3,775,237
4039	System Administration	450,982
4042	Alcorn Agricultural Program	20,667
4080	State Board for Community & Junior Colleges	30,054,243
4104	Authority for Educational Television	1,481,152
4108	Arts Commission	323,174
4109	Library Commission	516,092
4110	State Board for Community & Junior Colleges-Other Support	600,558
Department of Education:		
4201	General Education	22,456,058
4206	Vocational Education	7,133,832
4230	Adequate Education	126,923,091
4231	MAEP Nonpublic Textbooks	177,309
4303	State Board for Community & Junior Colleges-Statewide Telecommunications	301,506
4350	Military Department-Youth Challenge Program	55,584
TOTAL EDUCATIONAL ENHANCEMENT FUND DISBURSEMENTS		<u><u>\$240,482,342</u></u>

**STATE TREASURY
SCHEDULE OF CLEARING FUND RECEIPTS & DISBURSEMENTS
FOR THE YEAR ENDED JUNE 30, 2006**

CLEARING FUND RECEIPTS:

TRANSFERS, REFUNDS & OTHER RECEIPTS

Other Non-Governmental Receipts

49970 Clearing Fund Receipts (\$5,072,110)

Other Receipts (Balance Sheet Account)

21900 Canceled Warrants (654)

22200 Deferred Revenues Unearned (Other than Federal) 1,280,693

TOTAL TRANSFERS, REFUNDS & OTHER RECEIPTS (3,792,071)

TOTAL CLEARING FUND RECEIPTS (\$3,792,071)

CLEARING FUND DISBURSEMENTS:

9895 Tax Commission - ABC Clearing \$84,523

TOTAL CLEARING FUND DISBURSEMENTS \$84,523

**MISSISSIPPI STATE TREASURY
FUNDS INVESTED BY THE STATE TREASURY & INTEREST REVENUE
AS OF JUNE 30, 2006**

Fund	Fund Name	Actual Fund Balance	Total Earnings
2999	TOTAL GENERAL, SPECIAL, EDUCATION ENHANCEMENT & CLEARING FUNDS	138,367,018.88	16,963,504.70
3001	JOINT LEG COMM-CONT	2,362.38	0.00
3003	SENATE-THIRD SESSION-2003	0.00	0.00
3004	HOUSE-THIRD SESSION 2002	0.00	0.00
300A	DFA-CAP IMP-IHL 99	0.00	9,353.81
300B	SER 03E IHL & ST AG CL FUND	18,652,930.03	743,566.29
300C	SER 03E COMM JC CI FUND	6,107,769.71	212,772.21
300D	DFA-JACKSON Z00-SER 99	0.00	0.00
300E	DFA-CAP IMP-IHL-SER 99	0.00	0.00
300F	SER 03E ST BLDG IHL R&R FUND	573,996.06	22,709.57
300G	DFA-CAP IMP-IHL-SER 99	0.00	0.00
300H	DFA-CAP IMP-CJC-SER 99	0.00	0.00
300I	SER 03E MSEDNET FUND	0.00	13,356.18
300J	SER 03E O'KEEFE MUSEUM	0.00	0.00
300K	DFA-CAP IMP A & H-SER 99	0.00	0.00
300L	DFA-CAP IMP ACT-SER 99	0.00	0.00
300M	DFA-CAP IMP-CJC-SER 99	0.00	284.95
300N	DFA-ETV EQ-SER 99	0.00	0.00
300P	SER 03E 01 MS COM HERIT PRES GRA	3,469,007.33	131,518.94
300Q	DFA-PUB SAFETY IMP-SER 99	0.00	0.00
300R	DFA-CAP IMP-ITS-SER 99	0.00	632.53
300S	DFA-JUVENILE DET FAC-SER 99	0.00	0.00
300T	DFA-CAP IMP MEN HLTH-SER 99	1,427,979.38	32,869.21
300U	DFA-CAP IMP WILD FISH PKS-SER 99	0.00	0.00
300V	SER 03E CIVIL WAR BATTLEFIELD	134,670.48	4,654.92
300W	DFA-CALHOUN CO HIST-SER 99	0.00	0.00
300X	SER 03E-01 STATE AGENCY CL FUND	172,218.15	12,728.74
300Y	DFA-HEFLIN HSE MUS-SER 99	0.00	0.00
300Z	DFA-WAT VALLEY DEPOT-SER 99	0.00	0.00
3028	PEER JOINT REAPPT	45,124.39	0.00
3035	AGRIBUS CNCL-OIL OVERCHG	0.00	0.00
3036	AGRIBUS CNCL-RURAL BUS ENT	0.00	0.00
3051	SUPREME CT-SPECIAL	793,182.35	0.00
3052	SUPREME CT-CONT LEGAL ED	150,211.05	4,744.76
3053	SUPREME CT-ADM OFFICE	757,617.97	0.00
3054	SUPREME CT-TRIAL JUDGES	0.00	0.00
3055	SUPREME CT-COURT REPORTER	103,983.93	0.00
3056	SUPREME CT-BAR ADMISSIONS	159,218.85	4,688.96
3057	SUPREME CT-APPEALS CT-SPEC	26,577.50	0.00
3058	SUPREME CT-ADMIN-SPEC	192,286.22	0.00
3059	SUPREME CT-CIVIL LEGAL ASST	9,916.65	0.00
3060	SUPREME CT-DRUG COURT FUND	5,717,027.62	140,823.11
3071	ATTY GEN	6,484,104.04	0.00
3072	ATTY GEN-INSUR ENFORCE	270,818.87	7,857.86
3073	ATTY GEN-PROSECUTOR EDUC	390,993.44	0.00

MISSISSIPPI STATE TREASURY
FUNDS INVESTED BY THE STATE TREASURY & INTEREST REVENUE
AS OF JUNE 30, 2006

Fund	Fund Name	Actual Fund Balance	Total Earnings
3074	ATTY GEN-CRIME VICTIM ADMIN	56,193.44	2,459.73
3075	ATTY GEN-CRIME VICTIM COMP	5,308,145.83	141,363.51
3076	ATTY GEN-VULNERABLE ADULTS TRUST	172,288.64	0.00
3077	ATTY GEN-CHILD SUPPORT TRUST	138,070.71	0.00
3078	ATTY GEN-JUDGMENTS	0.00	0.00
3079	ATTY GEN-LAW/FIREFIGHTER DISABLE	328,727.68	740.98
307B	ATTY GEN-MEDICAID FRAUD	592,882.25	0.00
3080	DFA-TORT CLAIMS	13,073,440.65	411,965.82
3083	DFA-TORT CLAIMS-MALPRACTICE	82,333.45	0.00
3084	DFA-PROSECUTOR COMP	895,470.57	0.00
3086	DFA-CRIMINAL JUSTICE	725,947.45	0.00
3087	DFA-DA BUGT CONT	0.00	0.00
3095	COMM JUDICIAL PERF-SPEC FEES	173,917.58	4,273.72
3096	COMM JUDICIAL PERF	12.91	0.00
3097	CAPITAL DEFENSE COUNSEL	176,695.08	0.00
3098	CAPITAL POST-CONVICT COUN	388,451.90	0.00
3099	INDIGENT APPEALS ADMIN FUND	811,072.83	10,194.27
3101	DPS-LOCAL LAW ENFORCE	88,850.16	2,550.39
3102	DPS-FED ST PROGRAMS	-1,037,030.92	0.00
3103	GOV OFF-VET MILIT TRANS	252,632.80	0.00
3104	GOV OFF-BIOTERRORISM	25,086.56	0.00
3105	GOV OFF-CENSUS 2000	30,785.26	0.00
3106	GOV OFF HEAD START	0.00	0.00
3107	GOV OFF-BUDGET CONTINGENCY FUND	777.06	0.00
3108	GOV OFF-GOV MANSION-CONTINGENCY	315,404.55	0.00
3109	DPS-FED ST ALCOHOL PROG	68,809.72	0.00
310E	DPS-ALCOHOL & DRUG ABUSE	350,959.03	0.00
310J	DPS-JUVENILE ACCOUNT	2,682,889.81	156,933.59
310K	GOV OFF-DISASTER ASSISTANCE	260,728.39	0.00
3111	SEC OF ST-SPECIAL	6,148,713.00	0.00
3112	SEC OF ST-LAND RECORDS	712,231.38	0.00
3113	SEC OF ST-PUB TR TIDELANDS	1,886,640.18	0.00
3114	SEC OF ST-SECURITY ENF	539,679.03	0.00
3115	SEC OF ST-HELP VOTE	19,021,985.16	748,458.66
3116	SEC OF ST-PURCHASE DEER ISLAND	1,688,138.79	50,791.18
3117	SEC OF ST-DEER ISLAND	0.00	0.00
3118	SEC OF ST-POINT CADET	456,751.13	0.00
3119	SEC OF ST CNTY VOTE ASSIST	5,995,286.20	14,486.20
3121	DFA-421 W PASCAGOULA	105,722.62	3,786.35
3122	DFA-515 EAST AMITE ST	655,381.82	0.00
3125	DFA-MS MGT & REPORT SYS	2,188,429.75	65,945.13
3126	DFA-MS GOV PORTAL FEES	5,814.11	0.00
3128	DFA-CAPITOL POLICE CONTRACTS	45,186.60	0.00
3130	DFA-STATEWIDE ACCT SYSTEM	65,566.48	0.00
3131	DFA-CAPITOL FAC RENT	1,038,180.49	47,638.22
3132	DFA-MASTER LEASE PURCHASE	0.02	0.00

**MISSISSIPPI STATE TREASURY
FUNDS INVESTED BY THE STATE TREASURY & INTEREST REVENUE
AS OF JUNE 30, 2006**

Fund	Fund Name	Actual Fund Balance	Total Earnings
3133	DFA-FSP-SPECIAL FUNDS	0.00	0.00
3134	DFA-CRIME VICTIM'S COMP	0.00	0.00
3135	DFA-AIR TRANSPORT SERVICE	159,290.86	0.00
3136	DFA-SURPLUS PROPERTY STATE	57,258.64	4,014.39
3137	DFA-BILOXI HOSPITAL RENT	0.00	0.00
3138	DFA-SURPLUS PROPERTY FED	166,604.83	0.00
3139	DFA-CAPITOL CENT OFF BLDG	187,496.14	6,400.83
3140	DFA 3RD PARTY MATCH PYMT	0.00	0.00
3141	DFA-INSURANCE RECOVERY	283,960.20	0.00
3142	DFA-INTERNAL COST ALLOC	209,398.21	0.00
3143	DFA-STATEWIDE COST ALLOC	477,897.45	0.00
3144	DFA-LOCAL DISASTER LOANS	0.00	0.00
3145	DFA-MS IND BLIND REVOLVING	36,481.99	1,073.95
3146	DFA-KATRINA FEMA/MEMA	317,088.29	0.00
3147	DFA-BUDGET CONT FUND	0.00	0.00
3148	DFA-LOCKHEED MARTIN MAINT	680,073.14	15,492.91
3149	DFA-STATE FISCAL RELIEF	683,441.20	0.00
3155	DEPT AUDIT	867,438.58	0.00
3170	ST TREAS-MPACT TRUST	174,504,531.76	12,143,114.87
3171	ST TREAS-MPACT ADM	112,766.34	0.00
3172	ST TREAS-DUE SHAREHOLDER	127,796.63	0.00
3173	ST TREAS-HWY DEPT INVEST	0.00	0.00
3174	ST TREAS-OIL OVERCHARGE	739,889.97	0.00
3175	ATTY GEN-ESCROW ACCT	8,033.15	0.00
3176	ST TREAS-ESCHEATMENT	587,608.40	0.00
3177	ST TREAS-BUDGET CONTG	172,013,800.28	0.00
3178	ST TREAS-ABAND PROP FUNDS	24,766,148.18	294,338.82
3179	ST TREAS-ABAND PROP CLAIM	16,583.07	0.00
3180	TAX COMM-SPECIAL TAG-ADMIN	212,310.35	4,870.20
3181	TAX COMM-SALES TAX FEES	3,796,159.86	0.00
3182	TAX COMM-PHOENIX PROJECT	641,109.28	0.00
3183	ST TREAS-MACS ADM	56,917.80	1,863.85
3184	ST TREAS-MACS TRUST	57,959,059.00	2,783,911.00
3185	ST TREAS-MACS ENDOW	1,000.00	0.00
3186	TAX COMM-SEIZED PROP/CASH	2,356,444.37	0.00
3187	GAMING COMM-INVESTIGAT	1,946,315.14	0.00
3188	GAMING COMM-CHAR BINGO	141,328.36	0.00
3189	ST TREAS-UNCLAIMED ESCHEAT	27,916.53	0.00
3190	GAMING COMM-CAFE PLAN	0.00	0.00
3200	DEPT EDUC-GENERAL ED-SPEC	1,949,710.92	0.00
3201	DEPT EDUC-SPECIAL FUNDS	-489,445.88	0.00
3202	DEPT EDUC-ADMINISTRATION	7,753,540.47	0.00
3203	DEPT EDUC-PUB SCH ED TECH	1,169,100.10	0.00
3204	DEPT EDUC-TECH PREP	548.00	0.00
3205	DEPT EDUC-MIN PROG SPEC FUND	0.00	0.00
3206	DEPT EDUC-VOC & TECH	-608,172.99	0.00

MISSISSIPPI STATE TREASURY
FUNDS INVESTED BY THE STATE TREASURY & INTEREST REVENUE
AS OF JUNE 30, 2006

Fund	Fund Name	Actual Fund Balance	Total Earnings
3207	DEPT EDUC-SCH DIST EMER	0.00	0.00
3208	DEPT EDUC-UNIF MILL-SPEC	0.00	0.00
3210	DEPT EDUC-INT SCH DIST CAP	76.62	0.00
3211	DEPT EDUC-TECH PREP-SER A	0.08	0.00
3212	DEPT EDUC-SC DISTRICT MLP	0.00	0.00
3213	DEPT EDUC-CRIT TEACH SHORT	1,022,546.06	0.00
3214	DEPT EDUC-SCH BLIND INV	1,075,722.62	31,814.94
3215	DEPT EDUC-TOBACCO FUNDS (3215)	0.00	0.00
3216	DEPT EDUC-VOC ED-SPEC	0.00	0.00
3217	DEPT EDUC-SCH BLIND/DEAF	183,403.03	0.00
3218	DEPT EDUC-SD AD VAL TX RED	3,865,596.38	0.00
3219	ST TREAS-EDUC IMPR TRUST	40,743,369.51	1,297,754.79
3220	DFA-STATE SCHOOL EMP INSUR	4,425,001.53	116,905.64
3222	DFA-STATE SCHOOL EMP INS RES	50,000,000.00	0.00
3230	DEPT EDUC-ADEQUATE ED-SPEC FD	45.80	0.00
3231	DEPT EDUC-ADEQUATE ED-CAP IMP	21,489,178.73	454,957.29
3232	DEPT EDUC-SCH DEAF/BLIND-SPEC	176,745.86	0.00
3233	DEPT EDUC-CHICKASAW-SPEC	1.07	0.00
3234	DEPT RHB SERV-OVRB HLTH CARE	198,392.83	0.00
3235	DEPT RHB SERV-VRB-SPECIAL	-134,744.30	0.00
3237	DEPT RHB SERV-VRB-BUS ENT	0.00	0.00
3238	DEPT RHB SERV-REHAB/TECH	0.00	0.00
3240	DEPT RHB SERV-OSDP-SPECIAL	2,888,038.70	0.00
3241	DEPT RHB SERV-OSDP-TOBACCO	0.00	0.00
3242	AUTH FOR ETV-CAP EQUIP RE	0.00	0.00
3243	LIBRARY COMM-CAP IMP	1,188.00	0.00
3244	LIBRARY COMM-TELECOMM NET	0.00	0.00
3245	LIBRARY COMM-FEDERAL	50,884.77	0.00
3246	LIBRARY COMM-MISCELLANEOUS	185,998.50	0.00
3247	AUTH FOR ETV	4,312,110.75	104,654.01
3248	LIBRARY COMM-CAP IMP-2001	499,772.09	16,319.04
3249	LIBRARY COMM CAP IMP 2004	1,600,009.88	30,559.58
3250	LIBRARY COMM STAY CONNECT	2,057,887.05	29,297.71
3251	IHL-VOL COM BUGT CONT	19,195.40	0.00
3252	IHL-SUB PROGRAM-BUD CONT	0.00	0.00
3253	IHL DELTA REG REVITALIZE	0.00	0.00
3254	IHL-AYERS PROGRAMS	0.00	0.00
3257	IHL-STATE COURT EDUCATION	919,821.03	0.00
3258	IHL-AYERS ENDOWMENT INT	181,555.30	0.00
3259	IHL-BUDGET CONTINGENCY	128,678.00	0.00
325E	IHL-STUDENT FINANCIAL AID	1,670,664.94	0.00
3261	IHL-ALCORN-MORRELL NELSON	1,085.00	0.00
3262	IHL-COMM FOR VOLUNTEER SVC	46,452.41	1,321.83
3263	IHL-NURSE&HLTH CARE	0.00	0.00
3267	IHL-AYERS ENDOW	0.00	0.00
3268	IHL-AYERS BUGT CONT	0.00	0.00

**MISSISSIPPI STATE TREASURY
FUNDS INVESTED BY THE STATE TREASURY & INTEREST REVENUE
AS OF JUNE 30, 2006**

Fund	Fund Name	Actual Fund Balance	Total Earnings
3269	IHL-AYERS ATTY BUGT CON	0.00	0.00
326B	IHL-VET BUGT CONT	2.00	0.00
326C	IHL-ALCOHOL SAFETY EDUC	73,025.02	0.00
3270	IHL-GEN SUP BUGT CONT	499,984.00	0.00
3271	IHL-FIN AID HLTH CARE	60,000.00	0.00
3272	IHL-FIN AID BUGT CONT	0.00	0.00
3281	IHL-UMC BUDGET CONT	0.00	0.00
3282	IHL-UMC HEALTHCARE	0.00	0.00
3283	IHL UMC CANCER INSTITUTE	5,000,000.00	0.00
3291	BD OF CMNTY & JR COL-SPEC	849,041.03	0.00
3292	BD OF CMNTY & JR COL-WORK	70,624.45	0.00
3293	BD OF CMNTY & JR COL-BUD CONT	0.00	0.00
3294	BD OF CMNTY & JR COL-TELE B	0.00	0.00
3295	BD OF CMNTY & JR COL-H&L CARRY	0.00	0.00
3296	BD OF CMNTY & JR COL-BUDGT CONT	0.00	0.00
3297	BD OF CMNTY & JR COL-PROP	94,794.81	0.00
3298	BD OF CMNTY & JR COL-WORKFORCE	9,864,089.85	0.00
3300	DEPT HEALTH-LOCAL FUND	402,923.08	0.00
3301	DEPT HEALTH-FED & MISC	21,794,870.34	0.00
3302	DEPT HEALTH-EMERG WTR 95D	6,607,592.00	194,082.08
3303	DEPT HEALTH-IMP LOAN 95D	24,970,730.47	687,747.97
3304	DEPT HEALTH-LOC GOV WTR D	1,306,802.60	64,425.52
3305	DEPT HEALTH-HLTH CARE EXP FD	2,461,210.47	0.00
3306	DEPT HEALTH-TOBACCO CONTRL(3306	69,700.71	0.00
3307	DEPT HEALTH-LOC GOV WTR C	2.92	8,558.42
3308	DEPT HEALTH-MS BURN CARE	2,524,312.56	67,781.66
3323	MEDICAID-REFUND ACCOUNT	6,193,887.06	96,998.12
3325	MEDICAID-CIVIL PENALTY FUND	5,807,250.63	0.00
3326	MEDICAID-HLTH CARE EXP FD	0.00	0.00
3327	MEDICAID-MED CARE DONAT	7,907,173.25	170,657.73
3328	MEDICAID-DIV OF GEN SERV	17,371,685.83	0.00
3329	MEDICAID-RWJ FOUNDATION	0.00	0.00
3330	DEPT RHB SERV-VOC RHB SER	-668,803.06	0.00
3332	DEPT RHB SERV-SPINAL/HEAD	8,362,912.86	227,741.34
3334	DEPT RHB SERV-VOC RHB HLTH CARE	1,205,621.72	0.00
3335	DEPT RHB SERV-ADM	92,580.83	0.00
3340	DEPT RHB SERV-DDS-SSA	100,752.94	0.00
3341	DEPT RHB SERV-DDS-MED	57,804.05	0.00
3347	AUTH FOR ETV-BUDGET CONT	0.00	0.00
3362	EAST MS HOSP-GENERAL	250,156.57	0.00
3364	NORTH MS HOSP-HLTHCARE EXPE	0.00	0.00
3365	NORTH MS REG CTR-HLTHCARE TRUST	1,509,289.00	0.00
3366	HUDSPETH REG CTR-SUPPORT	0.00	0.00
3370	DEPT MENTAL HLTH-PUR SERV	-2,259,521.91	0.00
3371	DEPT MENTAL HLTH	1,251,830.84	0.00
3372	EAST MS HOSP-SUPPORT	144,680.56	0.00

MISSISSIPPI STATE TREASURY
FUNDS INVESTED BY THE STATE TREASURY & INTEREST REVENUE
AS OF JUNE 30, 2006

Fund	Fund Name	Actual Fund Balance	Total Earnings
3373	ELLISVILLE ST SCH	6,442,269.51	0.00
3374	MS STATE HOSPITAL-INMATE	3,256,335.96	0.00
3375	ELLISVILLE ST SCH-CLIENT TR	2,272,742.02	66,903.84
3377	DEPT MENTAL HLTH-CRISIS INTV	516,412.64	6,934.55
3378	DEPT MENTAL HLTH-ADV COUN	186,234.36	0.00
3379	DEPT MENTAL HLTH-AL/DRUG	1,017,822.04	0.00
3380	DEPT MENTAL HLTH-SVC HLTH CARE	866,474.06	0.00
3381	DEPT MENTAL HLTH-CO HLTH CARE	0.00	0.00
3382	BOSWELL REGIONAL CENTER	5,655,561.75	0.00
3384	NORTH MS STATE HOSPITAL	787,287.77	0.00
3385	NORTH MS REGIONAL CENTER	5,334,605.79	0.00
3386	HUDSPETH REGIONAL CENTER	2,985,207.06	0.00
3387	SOUTH MS REGIONAL CENTER	2,095,058.43	0.00
3388	SOUTH MS REG CTR-OPERATIONS	1,682.94	0.00
3389	CMS RESIDENTIAL CENT	591,614.79	0.00
3391	SOUTH MS STATE HOSPIT	1,052,265.73	0.00
3392	CONTROL AND TREAT MENT	74,548.20	0.00
3393	JUVENILE TRT FAC-SPECIAL	304,031.83	0.00
3394	SOUTH MS HOSP-HLTHCARE TRUST	105,919.54	0.00
3399	MS STATE HOSPITAL-HLTHCARE TRUST	0.00	0.00
3400	DEPT AG & COMM-MEAT INSP	473,276.27	0.00
3401	DEPT AG & COMM-MISC	106,346.24	0.00
3402	DEPT AG & COMM-MEAT LICEN	308.77	0.00
3403	DEPT AG & COMM-RATITE PROM	0.00	0.00
3404	DEPT AG & COMM-BEAVR CTRL	0.00	0.00
3405	DEPT AG & COMM CORN PROMOTION	0.00	0.00
3406	DEPT AG & COMM-EGG MKT BD	70,990.33	0.00
3407	DEPT AG & COMM-AG & FOR MUS	60,929.77	0.00
3408	DEPT AG & COMM-FARM MKT	58.75	0.00
3409	DEPT AG & COMM-PRO UN WTR	508,404.56	0.00
340A	DEPT AG & COMM-CATFISH FEED	0.00	0.00
340B	DEPT AG & COMM FED AG GRANT	10,763,737.36	1,237.36
3410	MDA-TOURISM MATCH GRANTS	940,932.83	0.00
3411	MDA-YELLOW CREEK TRANS	0.00	0.00
3412	MDA-HWY	2,350.87	15,777.64
3413	MDA-PORT AUTHORITY	419,371.96	9,753.04
3414	MDA-ECON DEV MATCH GRANTS	604,450.76	0.00
3415	MDA-SM BUS LOAN-KATRINA	0.00	0.00
3416	MDA-MS BUS FIN CORP-FEES	0.00	0.00
3418	MDA-PROCUREMENT CTRS	9,961.03	0.00
3419	MDA-FIN RES ADM OPER	293,474.32	0.00
341A	MDA-MS MAJ EC IMP-SER A	0.00	0.00
341C	MDA-ENERGY	1,245,378.36	42,406.03
341E	MDA-ENERGY DEV LOANS	0.00	0.00
341H	MDA-HOUSING LOAN ADMIN FD	328,288.75	8,543.19
341J	MDA-COMM HOUSING REV LOAN	3,562,378.85	107,701.89

MISSISSIPPI STATE TREASURY
FUNDS INVESTED BY THE STATE TREASURY & INTEREST REVENUE
AS OF JUNE 30, 2006

Fund	Fund Name	Actual Fund Balance	Total Earnings
341K	MDA-SINGLE FAM RES LOAN	3,160,546.86	91,444.40
341L	MDA-SM ENT DEV-SER 91	0.00	0.00
341M	MDA-MBI-SER G	0.00	0.00
341N	MDA-MBI INCUBAT REV LOAN	1,509,761.30	35,686.73
341P	MDA-MINORITY BUS REV LOAN	0.00	0.00
341R	MDA-AGRIBUS REV LOAN	6,555,546.00	128,455.58
341S	MDA-HWY LOCAL FUNDS	209,079.46	2,290.82
341T	MDA-INTEREST REV LOAN	364,154.09	10,682.61
341V	MDA-HHS-EMPOWER ZONE	-160,570.01	0.00
341W	MDA-CDBG KATRINA EMER	36,656.45	0.00
341X	MDA-COMM DEV-HUD/ARC	-1,306,689.58	0.00
341Y	MDA-CDBG ECON DEV REV	6,083,005.48	162,155.29
341Z	MDA-CMNTY DEV-JTPA	0.00	0.00
3420	MDA-FEDERAL & SPECIAL	3,286,756.11	0.00
3421	IHL-CES BUGT CONT	2.00	0.00
3422	IHL-MAFES BUGT CONT	0.00	0.00
3423	IHL-ASU AG BUGT CONT	2.00	0.00
3425	MS TELECOMM CONF & TRAIN	495,319.58	9,055.98
3426	BOARD OF ANIMAL HEALTH	95,115.00	0.00
3427	VETERINARY DIAG LAB BD	4,235.76	0.00
3428	BD OF ANIMAL HEALTH	298,399.28	0.00
3429	DEPT AG & COMM-BOLL WEEVIL	73,775.39	0.00
3430	FAIR COMM-COLISEUM	1,590,837.34	0.00
3432	FAIR COMM-RENOV & REPAIR	490,672.32	0.00
3435	FAIR COMM-DIXIE NATL LIVE	290,129.87	0.00
3436	DEPT AG & COMM-FORFEITURE	13,527.70	399.22
3437	DEPT AG & COMM BPI SEED LAB	69,377.89	0.00
3441	IHL-URC BUDGET CONT	0.00	0.00
3442	IHL-UNIV RESEARCH CENTER	0.00	0.00
3443	IHL-MARIS REVOLVING	0.00	0.00
3448	IHL-FORST/WILD BUGT CON	0.00	0.00
3450	DEPT MARINE RES	3,681,207.01	154,384.25
3451	DEPT MARINE RES-TIDELANDS	0.00	0.00
3452	DEPT MARINE RES-TIDELANDS TRUST	14,497,570.90	404,368.59
3453	DEPT MARINE RES-TIDE TRUST FD	0.14	0.00
3454	INSTITUTE FOR FOREST INVEN	55,503.18	0.00
3455	FORESTRY COMM-MISC	2,016,524.10	0.00
3456	FORESTRY COMM-VOLUNTEER FIRE EQ	2,189.82	0.00
3457	FORESTRY COMM-IMPROVE REV	210,715.00	0.00
3458	FORESTRY COMM-KURTZ	146,776.84	4,550.62
3459	FORESTRY COMM-TREE SEED	48.05	0.00
345A	FORESTRY COMM CAMDEN FOREST	43,356.04	0.00
3460	DEPT WILD FISH PKS	2,702,092.97	221,391.98
3461	DEPT WILD FISH PKS-PARKS	4,195,706.21	92,849.20
3462	DEPT WILD FISH PKS-MOTOR	1,567,033.93	60,148.53
3463	DEPT WILD FISH PKS-BEAVER	0.00	0.00

MISSISSIPPI STATE TREASURY
FUNDS INVESTED BY THE STATE TREASURY & INTEREST REVENUE
AS OF JUNE 30, 2006

Fund	Fund Name	Actual Fund Balance	Total Earnings
3464	DEPT WILD FISH PKS-NAT SC MUS	26,041.15	0.00
3465	DEPT WILD FISH PKS-PEARL RIV	39,248.65	0.00
3466	DEPT WILD FISH PKS-SEAFOOD	5,664.00	0.00
3467	DEPT WILD FISH PKS-GOLF COURSE01	0.00	0.00
3468	DEPT WILD FISH PKS-GOLF COURSE	0.00	0.00
3469	DEPT WILD FISH PKS-TMBR SP OP	905,715.25	0.00
346A	DEPT WILD FISH PKS-GULF	359,560.90	0.00
346B	BOND HUGH WHITE GOLF COURSE	365,172.98	24,898.16
346C	DEPT WILD FISH PKS-HERITAGE	99,848.09	0.00
346D	DEPT WILD FISH PKS-ENDOWMENT	1,806,197.18	62,661.51
346F	DEPT WILD FISH PKS-MOON LAKE	2,507,506.21	48,027.52
346P	DEPT WILD FISH PKS-PKS TIMBER	101,284.12	0.00
346R	DEPT WILD FISH PKS-PEARL RIV	0.00	0.00
346W	DEPT WILD FISH PKS-MGMT TIMBER	0.00	0.00
3470	DEPT WILD FISH PRKS-FO	879,089.63	0.00
3471	DEPT ENV QUAL-ADM SERV	592,061.91	0.00
3472	GRAND GULF MILIT MON-SPEC	115,927.89	0.00
3473	ARCHIVES & HIST-TRUST	176,917.89	5,187.61
3474	ARCHIVES & HIST-LOCAL GOV	65,945.57	0.00
3475	ARCHIVES & HIST	1,610,690.30	0.00
3476	ARCHIVES & HIST-HIST PROP	2,304,772.56	73,688.95
3477	ARCHIVES & HIST-DESOTO TR	1,627.29	0.00
3478	ARCHIVES & HIST-MUSEUM	83,283.91	2,474.69
3479	ARCHIVES & HIST-ORAL HISTORY	0.00	0.00
3480	ARCHIVES & HIST-NEW CAP R&R	2,026,607.01	54,255.80
3482	SOIL & WTR CONS-WATERSHED	2,134,750.67	52,837.68
3483	SOIL & WTR CONS-EDUC	53,551.49	0.00
3484	SOIL & WTR CONS-CAP IMP-99	5,074.81	0.00
3485	SOIL & WTR CONS-WILDFLOWER	2,208.25	0.00
3486	SOIL & WTR CONS	102,579.81	0.00
3487	SOIL & WTR CONS-SER 90A	224,473.74	8,545.29
3488	SOIL & WTR CONS-SER 91A	130,102.46	2,901.31
3489	MS RIVER PKWY COMM-SPECIAL	3,648.87	0.00
3490	DEPT ENV QUAL-GEOL SURVEY	0.08	0.00
3491	OIL & GAS BD	1,987,919.02	0.00
3492	OIL & GAS BD	0.00	0.00
3493	OIL & GAS BD-EMERG PLUG	1,897,840.35	0.00
3494	DEPT ENV QUAL-POLLUTE CTL	-21.85	0.00
3495	DEPT ENV QUAL-POLLUTE EPA	393.13	0.00
3496	DEPT ENV QUAL-SURFACE COAL	-0.01	0.00
34AC	MDA-MBI-SER J	0.00	0.00
34AE	MDA-SMALL ENTERPRISE DEV S-92	0.00	0.00
34AF	MDA-MS MAJ EC IMP-SER 8	0.00	0.00
34AH	MDA-MBI-SER K	0.00	0.00
34AJ	MDA-AGRIBUSINES SERIES I	0.00	0.00
34AK	MDA-MS MAJ EC IMP-SER G	0.00	0.00

MISSISSIPPI STATE TREASURY
FUNDS INVESTED BY THE STATE TREASURY & INTEREST REVENUE
AS OF JUNE 30, 2006

Fund	Fund Name	Actual Fund Balance	Total Earnings
34AN	MDA-MS MAJ EC IMP-SER D	0.00	0.00
34AP	MDA-SM BUS ASST-SER A	0.00	0.00
34AR	MDA-MBI SER L	0.00	0.00
34AU	MDA-MBI DEV INFRAST REV	2,104,194.36	61,803.56
34AV	MDA-MBI-SER K-PORT REVIT	5,162,703.79	143,338.99
34AW	MDA-SM ENT DEV-SER 93	0.00	16,955.82
34AY	MDA-SM ENT DEV-SER 94A-Q	0.00	0.00
34CA	MDA-MBI-SER R	0.00	0.00
34CC	MDA-MS FARM REF-SER F	0.00	0.00
34CE	MDA-MS MAJ EC IMP-SER E	0.00	0.00
34CF	MDA-ECON DEV HWY-SER B	0.00	0.00
34CG	MDA-SM ENT DEV-SER 94R-Z	0.00	0.00
34CH	MDA-ECON DEV HWY-SER C	0.00	0.00
34CJ	MDA-MS FARM REF-2000-SER O	0.00	0.00
34CK	MDA-MS FARM REF-2001-SER P	0.00	0.00
34CL	MDA-MS FARM REF 2003 SER Q	0.00	0.00
34CM	MDA-MS FARM REF SER 05 R	734,517.78	19,351.15
34CN	MDA-MS MAJ EC IMP-SER F	8,593,210.20	334,677.67
34CP	MDA-MS FARM REF-SER H	2,264,635.48	66,742.64
34CR	MDA-ENERGY DEV LOANS	3,506,089.34	103,506.09
34CT	MDA-MBI-SER O	0.00	0.00
34CU	MDA-SM ENT DEV-SER 95A-H	0.00	0.00
34CW	MDA-LOC GOV CAP IMP-F	171,956.33	5,062.04
34CX	MDA-MBI-SER P	0.00	0.00
34CY	MDA-SM ENT DEV-SER 95I-O	0.00	0.00
34CZ	MDA-MAJOR ENERGY PROJECT	367,029.24	14,170.06
34EA	MDA-RURAL IMPACT ACT 2003	2,317,063.32	49,473.27
34EC	MDA-RURAL IMPACT SER 05	4,754,445.93	111,318.86
34EF	MDA-SM ENT DEV-SER 97A-H	0.00	0.00
34EG	MDA-SM ENT DEV-SER 98A-H	0.00	0.00
34EH	MDA-SM ENT DEV-SER 98I-R	0.00	0.00
34EJ	MDA-SM ENT DEV-SER 99A-E	0.00	0.00
34EK	MDA-SM ENT DEV-SER 99 F-M	0.00	0.00
34EM	MDA-SM ENT DEV-SER A-C	0.00	0.00
34EN	MDA-SM ENT DEV-SER D-O	0.00	0.00
34FA	MDA-FARISH ST HIST DIST 2003	1,997,029.19	43,071.38
34GA	MDA-SHIPYARD IMPROV-2003	7,586,393.79	414,595.16
34GC	MDA-SHIPYARD IMPROV 2002	0.00	170.40
34GD	MDA-SHIPYARD IMPROV-03 SER C	20,074,178.50	711,786.71
34GE	MDA-SHIPYARD IMPROV SER 05D	19,989,983.22	463,602.20
34HA	MDA-ECON DEV HWY-SER D	0.00	0.00
34HC	MDA-ECON DEV HWY-SER 97E	0.00	0.00
34HE	MDA-ECON DEV HWY-SER 98F	0.00	0.00
34HF	MDA-ECON DEV HWY-SER 99G	1,620.43	47.69
34HG	MDA-ECON DEV HWY-SER 2001H	0.00	0.00
34HH	MDA-ECON DEV HWY-SER I	19,279,354.09	721,557.43

MISSISSIPPI STATE TREASURY
FUNDS INVESTED BY THE STATE TREASURY & INTEREST REVENUE
AS OF JUNE 30, 2006

Fund	Fund Name	Actual Fund Balance	Total Earnings
34HK	MDA-FRANKLIN CTY LAKE REC CTR	1,248,617.46	37,408.20
34JA	MDA-SM MUNI, LMT POP CO	790,329.49	24,133.68
34JB	MDA-SM, MUNI. LMT POP-2002	494,057.11	15,804.91
34JC	MDA-SM MUNI LMTPOP 03 SER C	1,059,013.15	21,963.05
34JE	MDA-SM MUNI LMTPOP SER D	626,861.83	30,857.69
34JF	MDA-SM MUNI LMTPOP SER 05 E	3,498,247.06	81,229.84
34KA	MDA-LOC GOV CAP IMP 05 E	4,997,495.81	103,463.65
34KC	MDA-CAP IMP LOAN-SER 95C	0.00	0.00
34KE	MDA-IHL CAP IMPR-95C	14,941,284.56	408,848.99
34KF	MDA-LOC GOV CAP IMP-E	0.00	0.00
34KG	MDA-LOC GOV CAP IMP-97G	0.00	0.00
34KH	MDA-LOC GOV CAP IMP-98H	0.00	0.00
34KJ	MDA-LOC GOV CAP IMP-99I	0.00	0.00
34KW	MDA-LOC GOV CAP-SER 95D	15,985,128.44	505,822.73
34KX	MDA-LOC GOV CAP-INT-95D	2,675,215.48	59,573.65
34MA	MDA-MBI-SER BB	1,499,248.74	34,592.43
34MC	MDA-MBI INCUBATOR 2005	1,998,998.32	46,360.87
34ME	MDA-MBI SER BB 2005	3,997,996.64	76,319.45
34MG	MDA-MBI-SER T-97	0.00	0.00
34MH	MDA-MBI-SER U-98	0.00	0.00
34MJ	MDA-MBI-SERV	0.00	0.00
34MK	MDA-MBI-SER W-2001	0.00	0.00
34MM	MDA-MBI-SER X-2001	743,895.48	22,340.54
34MN	MDA-COST ASSESS-SER 2002	1,416,731.51	45,000.07
34MP	MDA-MBI 2003 SERIES Z	4,819,333.57	85,274.48
34MQ	MDA-MBI SER AA	0.00	93,535.00
34NA	MDA-MS MAJ EC IMP-SER 97H	3,009,092.17	90,401.56
34NC	MDA-MIA-LS PWR ENG SER 99I	773,024.07	23,289.89
34NE	MDA-MEI SERIES J 2003	7,565,931.28	184,850.09
34NF	MDA-MS MAJ EC IMP-SER 2003	23,767.17	884.48
34NG	MDA-MMEIA-VIKING	126,683.64	11,530.82
34NH	MDA-MMEIA VIKING SER L	2,498,747.90	51,662.90
34NJ	MDA-NASA SHARED SER L	0.00	200,772.99
34NK	MDA-MEIA PHARM 2005L	119,700.00	9,431.96
34NM	MDA MEIA SEVER CORR	25,000,000.00	0.00
34NN	MDA-MIA-SER 2002A-NOTE	0.00	0.00
34NP	MDA-MS MAJ EC IMP-SER 2001A	0.00	0.00
34NR	MDA-MS MAJ EC IMP-SER 2002B	0.00	0.00
34NT	MDA-MIA-NISSAN-SER 2003A	11,538,587.06	370,635.46
34NU	MDA-MMEIA SER 2003	135,403.36	0.00
34NW	MDA-MINERAL LEASE 2004	67,319.60	0.00
34NX	MDA-MIA-NISSAN-SER 2003C	0.00	0.00
34PA	MDA-SM BUS ASST-SER OOD	0.00	0.00
34PC	MDA-ACE SER 2004	889,066.53	31,406.69
34PE	MDA-ACE SER B	1,499,248.74	36,272.54
34PF	MDA-ACE SER B 2005	1,998,998.32	46,419.72

MISSISSIPPI STATE TREASURY
FUNDS INVESTED BY THE STATE TREASURY & INTEREST REVENUE
AS OF JUNE 30, 2006

Fund	Fund Name	Actual Fund Balance	Total Earnings
34RA	MDA-LOC GOV FR RAIL 2004	2,008,577.10	86,108.79
34RR	MDA-LOC GOV FR RAIL-A	43,314.49	1,297.55
34RT	MDA-LOC GOV FR RAIL-2002	6,380,627.72	191,545.88
34RZ	MDA-LOC GOV FR RAIL REPAY	1,047,717.61	53,129.95
34TA	MDA-SALES TAX INCENTIVE	1,073,167.93	9,134.90
34TC	MDA-EXISITING IND SER A	3,498,247.06	81,234.54
34TE	MDA-JOB PROTECT SER A	4,997,495.81	116,049.37
34WA	MDA-LAND, WTR, TIMBER	0.00	0.00
34WB	MDA-LAND, WTR, TMBR-SER B	0.00	89.82
34WC	MDA-LAND, WTR, TMBR-REPAY	803,137.68	0.00
34WD	MDA-LAND WTR TMB -SER C	175,000.00	5,860.03
34WE	MDA-LAND, WTR, TMBR-SER D	7,595,299.90	295,720.80
34ZA	MDA-MESC JUDGEMENT	0.00	0.00
3501	DEPT INSURANCE	2,062,837.03	0.00
3502	ST FIRE ACADEMY-FIRE SCH	2,461,842.01	0.00
3503	DEPT INSURANCE-LIQ GAS	104,766.03	0.00
3504	DEPT INSURANCE-RFTAAP BOND	856,995.61	37,264.40
3505	DEPT INSURANCE-MUNI FIRE	31,904.00	0.00
3506	DEPT INSURANCE-CTY VOL FIRE	31,904.04	0.00
3507	DEPT INSURANCE-RURAL FIRE	1,602.24	1,013.28
3508	DEPT INSURANCE-RF TAAP BOND FUND	0.00	0.00
3509	DEPT INSURANCE-PROPANE ED	212,727.82	5,498.05
350A	DEPT INS RURAL FIRE SUPP	2,548,871.86	43,727.82
350B	DEPT INS RURAL FIRE BOND	3,088,655.81	63,477.49
3510	DEPT BANK & CONS FIN	0.00	0.00
3511	DEPT BANK & CONS FIN-ADM	285,049.66	0.00
3512	DEPT BANK & CONS FIN-CONS FIN	692,121.94	0.00
3521	WORK COMP COMM-ADM	7,712,344.10	146,654.48
3522	WORK COMP COMM-SECOND INJ	320,961.93	0.00
3531	PUB EMPLOY RET SYS-ADM	1,016,316.54	0.00
3533	PUB EMPLOY RET SYS-REPAIR	12,334.55	0.00
3534	PUB EMPLOY RET SYS-BLDG FD	0.00	0.00
3549	DEPT CORRECT-RECYCLE PROG	18,724.59	0.00
3551	DEPT CORRECT-INSTITUTION	758,782.70	0.00
3552	DEPT CORRECT-PRISON AGRI	85,769.99	0.00
3553	DEPT CORRECT-MED SVCS DEF	211,177.93	0.00
3554	DEPT CORRECT-TRAINING REV	283,169.19	0.00
3556	DEPT CORRECT-CMNTY SERV	1,814,578.78	0.00
3557	DEPT CORRECT-CONFISCATED	6,487.82	0.00
3558	DEPT CORRECT-FACIL EMERG	7,887.75	0.00
3559	DEPT CORRECT-LOC CONF DEF	1,515,095.16	0.00
3561	DEPT CORRECT-SPEC VOC TRN	3,976.12	0.00
3562	DEPT CORRECT-REG FAC DEFICIT	11,916.25	0.00
3564	DEPT CORRECT-PRIVATE PRISONS	12,608.36	0.00
3580	DEPT ENV QUAL-LAND/WATER	428,184.95	0.00
3584	DEPT ENV QUAL-POLLUTE CTRL	19,035,487.58	608,903.26

MISSISSIPPI STATE TREASURY
FUNDS INVESTED BY THE STATE TREASURY & INTEREST REVENUE
AS OF JUNE 30, 2006

Fund	Fund Name	Actual Fund Balance	Total Earnings
3586	DEPT ENV QUAL-POLLUTE EPA	1,317,643.35	0.00
3588	DEPT ENV QUAL-SRF ADMIN	300,914.36	10,742.36
3590	DEPT ENV QUAL-GEOL SURVEY	636,330.63	0.00
3592	DEPT ENV QUAL-SURFACE COAL	281,828.03	7,391.52
3594	DEPT ENV QUAL-WTR POLL BOND	0.00	0.00
3595	DEPT ENV QUAL-POLLUTE AB	0.16	0.00
3596	DEPT ENV QUAL-WTRPOL EMER	2,276,605.31	50,055.73
3597	DEPT ENV QUAL-POLLUTE REV	70,359,339.54	2,491,171.71
3598	DEPT ENV QUAL-WTR REV BOND	0.00	0.00
3599	WATER POLLUTION BOND	0.00	0.00
3600	BD OF EXAM LIC PROF COUNS	160,216.68	0.00
3601	DEPT INFO TECH SERVICES	5,492,925.36	0.00
3602	DEPT INFO TECH-E GOV SERVICES	480,672.98	0.00
3610	ST PERSONNEL BD-TRAINING	64,037.32	0.00
3614	ST PERSONNEL BD	1,365,946.08	0.00
3638	DFA-PUB SCH EMP HEALTH INS	0.00	0.00
3639	DFA-PUB SCH EMP INSURANCE	0.00	0.00
3641	DFA-INSURANCE HEALTH/LIFE	0.00	0.00
3642	DFA-SELF-INS WORKER COMP	23,644,008.78	1,453,405.96
3644	DFA-UNEMPLOY INSURANCE	4,620,333.47	189,140.10
3645	DFA-INSURANCE RESERVE	0.00	0.00
3648	DFA-FS EXXON OVERCHARGE	0.00	0.00
3649	DHS-COMMUNITY SERVICES	673,064.54	0.00
3650	DHS-SOCIAL SERV BLOCK GRT	118,487.82	0.00
3651	DHS-ADMINISTRATION	307,763.12	0.00
3652	DHS-CHILD SUPP SPECIAL	3,416,555.85	0.00
3653	DHS-SOCIAL SERV SPECIAL	1,469,524.19	0.00
3655	DHS-SUPPORT SERV SPECIAL	466,187.50	0.00
3656	DHS-FOOD STAMP TRAINING	0.00	0.00
3658	DHS-CHILDREN & YOUTH	195,038.33	0.00
3659	DHS-AGING & ADULT SERV	1,395,202.32	0.00
3662	DHS-YOUTH SERVICES	1,086,342.62	0.00
3664	DHS-MS CHILDREN'S TRUST	61,836.96	4,087.72
3665	DHS-FOOD STAMP ELIG WORK	98,283.60	0.00
3667	DHS-CHILD SUPP TAX REFUND	8,719.95	0.00
3671	EMPLOY SEC COMM	872,789.69	0.00
3672	EMPLOY SEC COMM-ADM	0.00	0.00
3673	EMPLOY SEC COMM-WIA EMP TRAIN	-1,461,266.42	0.00
3674	EMPLOY SEC COMM-FIX PRICE	0.00	0.00
3675	EMPLOY SEC COMM-ADMIN	759,873.50	0.00
3676	EMPLOY SEC COMM-BLDG&LAND	42,400.00	0.00
3677	EMPLOY SEC COMM-FIXED PRICE	0.00	0.00
3678	EMPLOY SEC COMM WKFRC TRAINING	2,609,888.02	23,128.50
3700	MILITARY DEPT-NATL GD TMBER	565,599.30	19,785.09
3701	MILITARY DEPT-NATL GD FED	583,956.59	0.00
3702	MILITARY DEPT-VKSBERG ARMORY	0.00	0.00

MISSISSIPPI STATE TREASURY
FUNDS INVESTED BY THE STATE TREASURY & INTEREST REVENUE
AS OF JUNE 30, 2006

Fund	Fund Name	Actual Fund Balance	Total Earnings
3703	MILITARY DEPT-ARMORY SPEC	350,958.43	0.00
3704	MILITARY DEPT-ARMORY CO	0.00	0.00
3705	MILITARY DEPT-CAMP SHELBY	986,071.36	0.00
3706	MILITARY DEPT-MSNG SPRC DES	598,434.95	4,983.04
3707	MILITARY DEPT FAMILY RELIEF	12,664.03	570.64
3708	MILITARY DEPT-A/F MUSEUM	0.00	0.00
3709	MILITARY DEPT-ANG TRNG	305,483.88	0.00
3710	DPS-FORFEITED FUNDS	373,099.13	0.00
3711	DPS-HIGHWAY PATROL	2,464,414.61	0.00
3712	DPS-HIGHWAY PATROL SAFETY	21,703.52	0.00
3713	DPS-CRIME LAB	1,069,712.17	0.00
3714	DPS-LAW ENFORCE TRNG ACAD	152,202.35	0.00
3715	DPS-SUPPORT SERVICES	391,788.28	0.00
3716	DPS-DRIVER SERVICES FEES	649,887.05	0.00
3717	DPS-WEAPONS PERMIT	612,305.52	0.00
3718	BUREAU OF NARCOTICS	239,302.08	0.00
3719	DPS-SALVAGE CERT OF TITLE	248,650.51	0.00
371A	DPS-DISABILITY AND RELIEF	405,289.20	0.00
371B	DPS-D.L. PHOTO FEES	65,062.83	0.00
371C	DPS-DRIVER'S LICENSE SPEC FEES	1,931,125.00	0.00
371D	DPS-CRIME STOPPERS	180,749.68	0.00
371E	DPS-CRIME LAB IMP CONSENT	204,337.28	0.00
371F	DPS-POLYGRAPH EXAMINERS	3,915.76	0.00
371G	DPS-OFFICE DEATH BEN TRUST	568,725.85	0.00
371H	DPS-FINGERPRINT PROC FEE	1,683,154.56	0.00
371J	DPS-FIRST TRAFFIC VIOLATION	454,077.48	0.00
371K	DPS-L. E. OFFICER DISABILITY	25,455.85	3,710.13
371L	DPS AFIS TROOPER	7,361,818.37	4,052.03
3721	EMERG MGT-ADMINISTRATIVE	1,944,479.71	0.00
3722	EMERG MGT-FEDERAL GRANTS	284,784.90	0.00
3724	EMERG MGT-INDIV & FAM GRT	0.00	0.00
3725	EMERG MGT-DISASTER ASSIST	1,659,209.60	46,773.13
3726	EMERG MGT-GRAND GULF	311,717.75	0.00
3727	EMERG MGT-HAZARD TRAN PER	108,100.69	0.00
3728	EMERG MGT-PUB ASSIST PROG	550,344.30	0.00
3729	EMERG MGT-HURRICANE KATRINA	235,360.30	0.00
372B	EMERG MGT-PUBLIC ASSIST	4,698,938.56	178,048.40
372C	EMERG MGT-LOWNDES DISATER	4,338,858.20	0.00
372G	EMERG MGT-GRAND GULF DIS	0.00	0.00
372K	EMERG MGT-KATRINA MATCH	3,793,988.36	1,823.15
372M	EMERG MGT-91 FLOOD ADM	0.00	0.00
372P	EMERG MGT-91 FLOODS PUB A	0.00	0.00
372T	EMERG MGT-APR 91 FLOODS	0.00	0.00
372U	EMERG MGT-HAZARD MIT	688,318.83	0.00
3731	VET AFFAIRS BD	604.58	0.00
3732	VET AFFAIRS BD-VET HOME	18,871.60	0.00

MISSISSIPPI STATE TREASURY
FUNDS INVESTED BY THE STATE TREASURY & INTEREST REVENUE
AS OF JUNE 30, 2006

Fund	Fund Name	Actual Fund Balance	Total Earnings
3733	VET MONUMENT COMM-TRUST	7.92	0.00
3734	VET HOME PUR BD	14,838,345.70	688,882.00
3735	VET HOME PUR BD-ESCROW	1,386,086.73	42,263.87
3736	MILITARY DEPT-NATL GD KOSCIUSKO	61,651.34	0.00
3737	VET MONUMENT COMM-MED HNR	1,530.00	0.00
3738	MILITARY DEPT-NATL GD CONST-2001	214,415.31	6,209.93
3739	MILITARY DEPT-NATL GD-BATESVILLE	332,899.55	0.00
373A	MILITARY DEPT-NATL GD KOS	0.00	0.00
3740	DPS-MEDICAL EXAMINER	223,766.73	0.00
3741	DPS-CO JAIL OFF TRNG FD	307,559.91	0.00
3742	DPS-LAW ENFORCE	727,960.72	0.00
3743	DPS-LAW ENFORCE OFF MON	18,163.10	530.09
3744	DPS-EMERG TELECOM	59,244.08	0.00
3745	DPS-LEDEARSHIP COUN ON AGING	0.00	0.00
3746	DPS-LEADERSHIP COUN AGING	364,339.86	0.00
3747	DPS-WIRELESS RAIDO COM	5,685,068.88	147,028.11
3748	DPS-LOCAL CRIME STOPPERS	76,591.15	0.00
374K	DPS-HURRICANE CRIMINAL JUSTICE	21,951,337.42	272,323.20
3751	TAX COMM-HOMESTEAD EXEMP	0.00	0.00
3757	DPS-HOMELAND SECURITY	631,950.53	0.00
3758	TAX COMM-PETRO MUNI AID	602,009.36	0.00
3759	TAX COMM-TVA IN LIEU	0.00	0.00
375A	DPS-HOMELAND SEC ADMIN	265,392.40	0.00
3760	ST TREAS-DEPOSIT GEN FUND	953,652.50	0.00
3761	ST TREAS-GAS SEV TAX CNTY	0.00	0.00
3762	ST TREAS-OIL SEV TAX CNTY	0.00	0.00
3763	ST TREAS-TIMB SEV TAX CNTY	2,308.16	0.00
3764	ST TREAS-GAS TAX CNTY	0.00	0.00
3765	ST TREAS-TRUCK & BUS PRIV	0.00	0.00
3767	TAX COMM-INTER FUEL TAX	83.26	0.00
3768	TAX COMM-CRUISE VSL FEES	0.00	0.00
3769	TAX COMM-MOTOR VEH AD VAL	23,108,685.64	502,898.79
3770	TAX COMM-MOTOR VEH RENT	0.00	0.00
3771	ST TREAS-SALES/UTILITY TAX	0.00	0.00
3772	TAX COMM-PAY IN LIEU TAX	0.00	0.00
3773	TAX COMM-RAIL CAR IN LIEU	0.00	0.00
3774	TAX COMM-TELE AD VALOREM	4,842,945.38	240,632.65
3776	TAX COMM-HAZ WSTE MGT TAX	0.00	0.00
3779	TAX COMM-FIRE INS TAX JKN	0.00	0.00
3780	ST TREAS-UNIV SPECIAL TAG	0.00	0.00
3782	INTERLIBRARY BOOKSHARING BOND	192,124.42	8,608.69
3783	LIBRARY COMM-BUDGET CONT	0.50	0.00
3784	LIBRARY COMM-FEDERAL CONST	0.00	0.00
3785	ST TREAS-FLOOD CONTROL	322,781.88	0.00
3786	ST TREAS-NATL FOREST RES	43,409.36	0.00
3793	DEPT ENV QUAL-POLLUTE PREV	0.01	0.00

MISSISSIPPI STATE TREASURY
FUNDS INVESTED BY THE STATE TREASURY & INTEREST REVENUE
AS OF JUNE 30, 2006

Fund	Fund Name	Actual Fund Balance	Total Earnings
3795	DEPT ENV QUAL-POLLUTE AB	0.00	0.00
3796	DEPT ENV QUAL-WTR POL REV	0.00	0.00
3797	DEPT ENV QUAL-POLLUTE REV	0.00	0.00
3806	TAX COMM-MOTOR VEHICLE TAG	89,292.83	0.00
3811	PUB SERV COMM-MOTOR CARR	6,236,740.58	0.00
3812	PUB SERV COMM-PUB UTIL	1,028,565.86	0.00
3813	PUB SERV COMM-PHONE SOLIC	43,713.57	0.00
3820	AUCTIONEER COMM-LICENS	135,198.68	0.00
3821	BD OF NURSING HOME ADMIN	101,296.70	3,943.04
3822	BD OF COSMETOLOGY	468,161.24	16,806.42
3823	BD OF PSYCHOLOGICAL EXAM	131,185.09	0.00
3824	BD OF DENTAL EXAMINERS	606,599.67	19,549.39
3825	AGRICULTURAL AVIATION BD	79,352.99	0.00
3826	DEPT AG & COMM-RICE PROM	6,623.51	12,280.14
3827	BD OF VETERINARY MEDICINE	68,075.39	0.00
3828	BD OF PHYSICAL THERAPY	290,979.62	0.00
3829	BD OF MEDICAL LICENSURE	1,553,939.01	0.00
3830	REAL ESTATE COMM: HOME INSPEC	90,381.35	0.00
3831	BD OF OPTOMETRY	96,538.22	0.00
3832	REAL ESTATE COMM	1,378,130.75	0.00
3833	BD OF FUNERAL SERVICES	317,672.23	0.00
3834	BD OF PUB CONTRACTORS	1,627,660.96	0.00
3835	BD OF PUB CONTRACTORS-ED	142,528.78	0.00
3836	REAL ESTATE APPR LIC BD	378,770.02	0.00
3837	BD OF NURSING-WRKFRM TRAINING	0.00	0.00
3838	BD OF NURSING	1,258,191.68	0.00
3839	MOTOR VEHICLE COMMISSION	125,284.72	0.00
3840	BD OF BARBER EXAMINERS	97,066.15	0.00
3841	DEPT AG & COMM-SOYBEAN PR	129,800.10	25,390.52
3842	BD OF REG PROF ENG & SURV	624,714.62	16,702.83
3843	ATHLETIC COMM	8,536.86	0.00
3844	BD OF REG FOR FORESTERS	109,802.00	0.00
3845	BD OF PUB ACCOUNTANCY	277,409.97	0.00
3846	BD OF PHARMACY	1,416,777.39	0.00
3847	COMM STATUS OF WOMEN	1,905.48	0.00
3848	BD OF ARCHITECTURE	593,306.61	0.00
3849	BD OF CHIROPRACTIC EXAM	85,849.18	0.00
3850	BD OF PUB ACCOUNTANCY CPA EXAM	64,287.50	0.00
3851	TAX COMM-INC TX REFUND	1,141,931.33	0.00
3852	TAX COMM-INC TX CONT LIAB	0.00	0.00
3853	ST TREAS-INC TX LIAB ESCR	370.10	0.00
3854	TAX COMM-JOB INCENTIVE	2,096,483.00	0.00
3855	TAX COMM-SPECIAL REFUNDS	34,186.10	0.00
3856	TAX COMM-APPORTION TAG	283.83	0.00
3857	BD OF MASSAGE THERAPY	143,955.11	0.00
3858	BD OF REG PROF GEOLOGISTS	114,045.74	3,832.24

MISSISSIPPI STATE TREASURY
FUNDS INVESTED BY THE STATE TREASURY & INTEREST REVENUE
AS OF JUNE 30, 2006

Fund	Fund Name	Actual Fund Balance	Total Earnings
3859	BD OF SOCIAL WORKERS & MARR	312,148.27	0.00
3861	VET MEM STAD COMM	54,376.85	0.00
3862	VET MEM STAD COMM-REV	0.00	0.00
3865	ARTS COMM	10,353.62	0.00
3866	ARTS COMM-FUND FOR ARTS	138,403.50	4,073.82
3867	ARTS COMM-CHALLENGE INITIATI	6,678.59	0.00
3868	ARTS COMM-NONFED FUNDS	324,176.09	0.00
3869	ARTS COMM-CULTURAL DEV-SER 2001	1,029.10	31.11
3870	ARTS COMM-BLUES COMM	19,715.91	0.00
3871	ARTS COMM-BUILDING FUND	3,843,730.83	165,155.95
3872	ARTS COMM-ARTIST DISASTER RECOV	75,000.00	0.00
3873	TAX COMM-MIN DOCUM STAMP	9,550.46	0.00
3895	TAX COMM-ABC REVOLVING	8,346,890.39	0.00
3896	TAX COMM-PERMIT CLEARING	32,751.50	0.00
3897	TAX COMM-FINGERPRINT	33,985.15	0.00
3900	DFA-JUVENILE DET FAC 94B	0.00	0.00
3901	DFA-OFF OF BLDGS-CAP IMP	1,548,780.91	0.00
3902	DFA-MUS OF NAT SC 97A	0.00	0.00
3903	DFA-CAP IMP-SER 1994B	0.00	0.00
3904	DFA-IHL & JR COLLEGE 93-94	0.00	0.00
3905	DFA-STATEWIDE HIST PROP	0.00	0.00
3906	DFA-STATE FAIRGRD CONST 93	0.00	0.00
3907	DFA-SUBLEASE RENTS-REHAB	745,606.50	21,946.46
3908	DFA-EDUC FACILITIES AUTH	0.00	0.00
3909	DFA-OFF OF BLDGS-LD LEASE	0.00	0.00
390A	DFA-IHL & JR COLLEGE 95A	0.00	0.00
390B	DFA-JUVINELE DET FAC 95A	0.00	0.00
390C	DFA-STATE PARK IMPROV 95A	0.00	0.00
390D	DFA-JUVENILE DET FAC 97A	0.00	0.00
390E	DFA-CAP IMP-SER 1995A-94	0.00	0.00
390F	DFA-CAP IMP-SER 1995A-95	0.00	0.00
390G	DFA-CAP IMP-SER 1995B	0.00	0.00
390H	DFA-IHL & JR COLLEGE 95B	0.00	0.00
390I	DFA-CAP IMP-ETV 97A	0.00	0.00
390J	DFA-JSU MAIN CAMPUS 97A	113,998.15	14,343.69
390L	DFA-CAP IMP-IHL 98A-97	3,438.24	0.00
390M	DFA-WILDLIFE BLDG, 95B	0.00	0.00
390P	DFA-STATE FAIRGND 95B	0.00	0.00
390R	DFA-LIVESTOCK 95B	0.00	0.00
390S	DFA-STATE PARK IMPROV 95B	0.00	0.00
390T	DFA-BEAUVOIR 95B	0.00	0.00
390U	DFA-JUVENILE DET FAC 97A	0.00	0.00
390V	DFA-CAP IMP-SER 1997A-95	0.00	0.00
390W	DFA-HATTIESBURG ZOO 97A	0.00	0.00
390X	DFA-CAP IMP-IHL 97A	0.00	0.00
390Y	DFA-CAP IMP-CJC 97A-96	0.00	0.00

MISSISSIPPI STATE TREASURY
FUNDS INVESTED BY THE STATE TREASURY & INTEREST REVENUE
AS OF JUNE 30, 2006

Fund	Fund Name	Actual Fund Balance	Total Earnings
390Z	DFA-HEALTH CAP IMP 97A-96	0.00	0.00
3910	DFA-CAP IMP-IHL/AGENCY-SER 05	30,337,717.33	611,095.57
3911	DFA-CAP IMP-CJC-SER 05	10,579,283.69	202,210.50
3912	DFA-AYERS-ALLST BLDG-SER 05	971,272.57	22,548.72
3913	DFA-CAP IMP-IHL&AGENCY-SER 05	16,125,251.83	376,138.72
3914	DFA-BUREAU BLDG DISC-SER 05	12,334,448.74	296,589.79
3915	DFA-CAP IMP-AYER 01-SER 05	3,428,027.19	65,216.26
3916	DFA-CAP IMP-AYER 02-SER 05	12,055,095.60	229,341.25
3917	DFA-CAP IMP-IHL/AG 03-SER 05	6,659,969.65	131,293.32
3918	DFA-MSU RASPET FLIGHT 05	1,132,166.45	22,548.08
3919	DFA-RURAL FIRE TRUCK 05	0.00	13,702.84
391B	DFA-ME HEALTH CAP IMP 97A	0.00	0.00
391C	DFA-CAP IMP-SER 1993B	0.00	0.00
391D	SER 97A L MEADOWS DISC CENTER	0.00	0.00
391E	DFA-CAP IMP-IHL 98B-98	0.00	0.00
391F	DFA-CAP IMP-IHL AG 04-2003E	26,347,757.06	1,350,948.89
391G	DFA-CAPSTBLDG/IHLREP/REN2003E	134,645.54	11,235.05
391H	DFA-CAP IMP-IHL/JSU 98B	0.00	0.00
391J	DFA-CAP IMP-AYER 01 SER 05A	4,414,140.43	203,375.52
391K	DFA-STENNIS CENTER 2005	0.00	5.79
391M	DFA-CAP IMP-IHL/AGY 2005A	2,786,093.76	87,811.42
391N	DFA-VET MEM STAD 98B	0.00	0.00
391P	DFA-UMC CANCER CTR SER 05B	0.00	566.00
391S	DFA-USM GULF PRK LIBRARY 98B	0.00	0.00
391T	DFA-UMC EQUIP SER 05A	0.00	278.89
391U	DFA-PUB FAC MECH EQ 93	0.00	0.00
391V	DFA-CAP IMP-04 05 IHL SER 05A	18,289,295.51	704,477.97
391W	DFA-CAP IMP-04 05 CJC SER 05A	4,301,091.52	130,272.22
391X	DFA-BUREAU BLDG DISCRE SER 05A	5.47	7,624.59
391Y	DFA-CAP IMP-04 05 IHL SER 05B	174,727.76	44,770.02
391Z	DFA-SPORT HALL FAME 94B	0.00	0.00
3921	DFA-OFF OF BLDGS	17,877,104.69	0.00
3922	DFA-JUVENILE DET FAC 94A	0.00	0.00
3923	DFA-NASA SHARED SERVICES	23,682,981.62	250,690.03
3924	DFA-FIRE ACADEMY CONST	0.00	0.00
3925	DFA-STATE PARK IMPROV 94A	0.00	0.00
3926	DFA-JUVENILE DET FAC 96	0.00	0.00
3927	DFA-CAP IMP-SER 1996-95	0.00	0.00
3928	DFA-CAP IMP-IHL 96	0.00	0.00
3929	DFA-IHL & JR COLLEGE 96	0.00	0.00
392D	DFA-ARCHIVES & HIST 97A	0.00	0.00
392E	DFA-CAP IMP-SER 1995C-94	0.00	0.00
392F	DFA-STATE HIST PROP 95D	0.00	0.00
392G	DFA-EUDORA WELTY 95D	0.00	0.00
392J	SER 97A NATCHEZ BLUFF STAB	0.00	0.00
392K	DFA-IHL & JR COLLEGE 95C	0.00	0.00

**MISSISSIPPI STATE TREASURY
FUNDS INVESTED BY THE STATE TREASURY & INTEREST REVENUE
AS OF JUNE 30, 2006**

Fund	Fund Name	Actual Fund Balance	Total Earnings
392L	DFA-DEV BANK LIVESTOCK GT	0.00	0.00
392M	DFA-PEARL RIVER IMPR 95C	0.00	0.00
392N	DFA-EQINE TRAIN 95C	0.00	-12,582.24
392P	DFA-UNIV MS ED CTR 95C	0.00	0.00
392R	DFA-CTR MFG TECH 95C	0.00	0.00
392S	DFA-WILDLIFE BLDG 95C	0.00	0.00
392T	DFA-METRO PARKWAY 95C	0.00	4,899.30
392U	DFA-WILDLIFE BLDG 96	0.00	0.00
392V	DFA-HEALTH CAP IMP 96	0.00	0.00
392W	DFA-IHL & JR COLLEGE 97A	0.00	0.00
392X	DFA-GREENVILLE HI ED 97A	0.00	0.00
392Y	DFA-STATE FAIRGND IMP 97A	0.00	0.00
392Z	DFA-DEPT AG CAP IMP 97A	0.00	0.00
3930	DFA-FLOOD CLAIM STLMNT	2,813,405.90	0.00
3931	DFA-CAP IMP-AG REAPPR	8,036,232.93	0.00
3932	DEPT EDUC-SCH ARTS BOND	198,910.77	0.00
3933	DEPT EDUC-FINANCE CONST	2,063,662.31	0.00
3934	PORT GULFPORT-SER 16	3,819,223.93	146,162.09
3935	PORT GULFPORT-OP RESERVE	251,034.34	7,599.55
3936	PORT GULFPORT-CONSTRUCT	0.00	0.00
3937	PORT PASCAGOULA-IMPROVE	558,462.71	0.00
3939	DPS-LOCAL JUVENILLE DET	0.00	0.00
393A	DFA-MUS OF ART 05	70.21	29,273.25
393B	DFA-CHILDRENS MUSEUM-SER 05	576,731.34	11,513.74
393C	DFA-CAP IMP-IHL-ASU,DSU 05	2,614,532.24	59,871.18
393D	DFA-CAP IMP-IHL 98A-95	0.00	0.00
393E	DFA-CAP IMP-IHL/JSU 98A	80,489.63	0.00
393F	DFA-CAP IMP-IHL 98A-96	0.00	0.00
393G	DFA-ME HEALTH CAP IMP 98A	0.00	0.00
393H	DFA-MS CRAFT CENTER 98A	0.00	0.00
393J	DFA-MC LAW SCHOOL ACQ 98A	0.00	0.00
393K	DFA-GREENVILLE HI ED 98A	0.00	0.00
393L	DFA-STATE FAIRGND IMP 98A	0.00	0.00
393M	DFA-ARCHIVES & HIST 98B	0.00	0.00
393N	DFA-CAPITOL FAC IMP 98B	0.00	0.00
393P	DFA-CAP IMP-ADD MCBRYDE 98B	0.00	0.00
393R	DFA-ROWAN OAK REPAIR 98B	0.00	0.00
393S	DFA-HEALTH CAP IMP 98B	0.00	0.00
393T	DFA-GEN BLDG 1016 CAP IMP-99	0.00	0.00
393U	DFA-HANCOCK HARBER STENNIS-99	0.00	0.00
393W	DEPT EDUC-TEC PREP-SER B	1,572,087.98	55,435.57
3940	DEPT TRANS-ASSET SEIZURE	953,003.28	0.00
3941	DEPT TRANS-SUPPORT	147,159,675.06	2,873,967.90
3942	DEPT TRANS-RAILROAD REVIT	2,476,806.15	80,029.61
3943	DEPT TRANS-GAMING CO INFR	0.00	0.00
3944	DEPT TRANS-LITTER PREVENT	122,317.61	0.00

MISSISSIPPI STATE TREASURY
FUNDS INVESTED BY THE STATE TREASURY & INTEREST REVENUE
AS OF JUNE 30, 2006

Fund	Fund Name	Actual Fund Balance	Total Earnings
3945	DEPT TRANS-HARVEST PERMIT	67,726.23	0.00
3946	ST AID ROAD-CONSTR	28,004,411.24	0.00
3947	ST AID ROAD-ADM	252,363.67	0.00
3948	ST AID ROAD-BRIDGE	4,128,560.33	129,663.44
3949	DEPT TRANS-OVERWGT FINES	591,277.24	0.00
394A	DEPT TRANS-GAMING HWY-PROJ B	0.00	0.00
394B	DEPT TRANS-GAMING NOTES	0.00	0.00
394C	DEPT TRANS-NATCHEZ TRACE	2,722,974.32	50,947.17
394D	DEPT TRANS-HWY 67 BOND	18,803,627.11	441,550.72
394N	DEPT TRANS-GO NOTES FOUR LN	0.00	0.00
394R	ST AID ROAD-BRIDGE BOND	0.00	36,812.79
394T	ST AID ROAD MDA PROJECTS	307,635.69	0.00
394U	ST AID ROAD BRIDGE BOND 05	776.16	56,955.02
394V	ST AID ROAD BRIDGE BOND 06	15,512,472.92	323,854.81
3950	ST TREAS BOND COSTS	0.00	0.00
3951	ST TREAS-GF BOND & INT	9,730,483.77	0.00
3952	ST TREAS-GO BOND CALL FD	4,083,409.78	472,683.59
3953	DEPT TRANS-EQUIP PURCHASE	1,526,353.09	82,507.27
3954	DEPT TRANS-COAHOMA HOSPITALITY	0.00	0.00
3957	ST TREAS-MS BURN CTR-ESCROW	0.00	0.00
3958	ST TREAS-MS BURN CTR-TRUST	0.00	0.00
3959	PAT HARRISON WTWY-ARCHUSA	0.00	0.00
395A	DFA-OLD WAVELAND ELEM-SER 99	0.00	0.00
395B	DFA-NATCHEZ BLUFF STAB-SER 99	0.00	0.00
395C	DFA-PAT HARRISON WTR-SER 99	0.00	0.00
395D	DFA-PAT HARRISON WTR IMP-SER 99	0.00	0.00
395E	DFA-MEM STAD REP-SER 99	0.00	0.00
395F	DFA-CAP IMP A MCBRYDE-SER 99	0.00	0.00
395G	DFA-STENNIS/USM HYDRO-SER 99	0.00	0.00
395H	DFA-ANN O'KEEFE ADD-SER 99	0.00	0.00
395J	DFA-2000 STATE BLDG REP&REN	0.00	0.00
395K	DFA-2K NATURAL SCIENCE MUSEUM	0.00	0.00
395L	DFA-2K METRO PKWY ACT	5,321,206.35	70,126.91
395M	DFA-2K JSU IMP FUND	481,197.88	10,737.07
395N	DFA-2K MEADOWS DISCOVERY CTR	7,641.82	911.46
395P	DFA-2K IHL CJC CAP IMP FUND	0.00	0.00
395R	DFA-2K STENNIS SPACE CTR	0.00	0.00
395S	DFA-2K 98 CJC CAP IMP FUND	0.00	0.00
395T	DFA-2000-99IHL CAP IMP FUND	0.00	10,173.38
395U	DFA-2K-99 CJC CAP IMP FUND	0.00	8,068.58
395V	DFA-2K ETV EQUIP FUND	110,255.18	8,530.68
395W	DFA-2K SCHOOL FINE ARTS CONST	0.00	0.00
395X	DFA-2K JUSTICE FACILITY CAP IMP	0.00	0.00
395Y	DFA-2K PUBLIC SAFETY CAP IMP	0.00	0.00
395Z	DFA-2000 IHL CAP IMP FUND	927,858.95	26,980.84
3960	MS HOME CORP-AFF HSNG REPAY	316,889.32	0.00

MISSISSIPPI STATE TREASURY
FUNDS INVESTED BY THE STATE TREASURY & INTEREST REVENUE
AS OF JUNE 30, 2006

Fund	Fund Name	Actual Fund Balance	Total Earnings
3961	ST TREAS-HWY BOND & INT	54,609.82	0.00
3962	ST TREAS-HWY REF BOND	37,051.53	0.00
3963	MS BUS FIN CORP-CER DEV LOAN	400,758.48	11,795.94
3964	MS BUS FIN CORP-CER DEV FEES	1,249,227.21	36,769.87
3965	MS BUS FIN CORP-SED REPAY	0.00	0.00
3966	MS BUS FIN CORP-SED 2004AC	0.00	0.00
3967	MS BUS FIN CORP-SED 99 F-M	0.00	0.00
3968	MS BUS FIN CORP-SED 2000 A-C	0.00	0.00
3969	MS BUS FIN CORP-SED D-O	0.00	0.00
396A	ST TREAS-TAX EXEMPT NOTE 2005A	766,661.73	9,389.27
396B	ST TREAS-MAJ ENERGY PROJ SINK	10,184.50	0.00
396C	ST TREAS-TAXABLE NOTE 2005B	11,122.02	64.99
396D	ST TREAS-HWY 4 LANE TRUST-99	26,203,824.26	815,751.55
396E	ST TREAS-MAGNOLIA VENT CAP	0.00	0.00
396F	ST TREAS-MAJ EC IMP SINK-I	302,813.37	6,291.12
396G	ST TREAS-CAP IMP-PREM & INT-99	99,091.98	1,927.60
396H	ST TREAS-CAP IMP-SER 2000	124,320.34	48,685.18
396J	ST TREAS-CAP IMP-PREM & INT-05	4,227,363.49	117,092.84
396K	ST TREAS-REF BOND-SER 2001	0.00	0.00
396L	ST TREAS-CAP IMP PROV-SER 2001	227,800.51	598.59
396M	ST TREAS-SER 2002A REF BOND	0.00	0.00
396N	ST TREAS-SER 2002B REF BOND	0.00	0.00
396P	MS HOME CORP-AFF HSNG PRIN	3,317,154.55	0.00
396R	ST TREAS-SER 2002C REF BOND	0.00	0.00
396T	ST TREAS-REF BOND-SER 2002D	0.00	0.00
396U	ST TREAS-CAP IMP-SER 2002	721,947.29	39,422.72
396V	ST TREAS-DEER ISLAND-SINKING	14,206.34	0.00
396W	ST TREAS-REF BOND-SER 2003A	0.00	0.00
396X	ST TREAS-REF BOND-SER 20003B	0.00	0.00
396Y	ST TREAS-FARISH ST SINK FD	14,997.77	0.00
396Z	ST TREAS-CAP IMP SER 2003E	1,099,856.24	12,780.38
3970	MS BUS FIN CORP-SED	0.00	0.00
3971	ST TREAS-PT JKN CNTY B & I	45,587.94	0.00
3972	PORT GULFPORT-BOND & INT	32,749.83	0.00
3973	PORT GULFPORT-RESERVE	456,882.43	13,831.02
3974	ST TREAS-PT DV LITTON B & I	0.00	0.00
3975	MS BUS FIN CORP-SED 03 A-C	0.00	0.00
3976	MS BUS FIN CORP-SED 05 A-C	2,729,932.25	85,853.00
3977	ST TREAS-MBI SINK-SER J	0.00	0.00
397B	ST TREAS CAPTENS PROCEEDS	1,982,106.00	64,604.13
397E	ST TREAS-EMER CROP SINK-SER D	109.82	0.00
397F	ST TREAS-CAP IMP PROC-93A	0.00	0.00
397G	ST TREAS-VET HOM PROC 93A	0.00	0.00
397H	ST TREAS-CAP IMP SINK 93A	0.00	0.00
397K	ST TREAS-MS EC IMP SINK -D	0.00	0.00
397L	ST TREAS-MBI SINK-SER L	2,686,156.05	0.00

MISSISSIPPI STATE TREASURY
FUNDS INVESTED BY THE STATE TREASURY & INTEREST REVENUE
AS OF JUNE 30, 2006

Fund	Fund Name	Actual Fund Balance	Total Earnings
397N	ST TREAS-MBI SINK-SER M	1,158,161.64	0.00
397R	ST TREAS-MBI SINK-SER	8,014,144.59	2,130.40
397T	ST TREAS-JUVENILE DET - 94B	0.00	0.00
397V	ST TREAS-MS EC IMP SINK-F	433,683.77	0.00
397W	ST TREAS-GAMING CO SINK	18,764,824.15	1,980.40
3982	ST TREAS-IHL REV FAC B & I	5,984.39	0.00
3983	FAIR COMM-BOND & INTEREST	0.00	0.00
3986	ST TREAS-PETRO DECAL SPEC	0.00	0.00
3989	ST TREAS-LTH CARE EXP FD	902,278.21	570,432.28
398A	MDA-MBI-SINK-SER B	10,288,963.30	0.00
398C	VET MEM STAD COMM-INV	5.19	1,870.22
398F	ST TREAS-SED SINK	373,773.61	0.00
398G	ST TREAS-CAP IMP PROC-89	0.00	0.00
398H	ST TREAS-CAP IMP SINK-89	0.00	0.00
398M	ST TREAS-CAP IMP SINK-91	0.00	0.00
398N	ST TREAS-CAP IMP PROC-91	0.00	0.00
398T	ST TREAS-MBI SINK-SER G	0.00	0.00
398V	ST TREAS-PUB SCH SINK-V	0.00	0.00
398W	ST TREAS-MBI SINK-SER H	0.00	0.00
398X	ST TREAS-MBI SINK-SER I	1,291,700.00	0.00
3990	ST TREAS-TOBACCO LIT STTLMT	266,327,216.62	33,955,922.76
3991	ST TREAS-ST LAND AQUIST	37,971.32	0.00
3992	ST TREAS-WORK CASH STAB	19,112,640.54	455,025.33
3993	ST TREAS-TENN-TOM WTR B & I	51,430.75	0.00
3994	ST TREAS-MAGNOLIA CAP CORP	0.00	0.00
3995	DFA-SPEC FUNDS POOL LOAN	-101,554,331.84	0.00
3996	DFA-DIASTER RECOVERY	1,250,000.00	0.00
3997	DFA-FED FISCAL AID	0.00	0.00
3998	3998 DFA REHAB REFUNDING 2004	728,550.81	21,443.09
39AA	DFA-2K LIBRARY COMM CAP IMP	0.00	3,533.74
39AB	DFA-2K JUVENILE DET R&R	0.00	0.00
39AC	DFA-2K WILDLIFE FISH PKS CAP	0.00	713.05
39AD	DFA-2K CALHOUN CNTY HIST PROJECT	0.00	935.15
39AE	DFA-2K BOLERS INN RESTORE	31,956.64	0.00
39AF	DFA-2K HEFLIN HOUSE MUSEUM	0.00	0.00
39AG	DFA-2K WATER VALLEY DEPOT RESTOR	0.00	0.00
39AH	DFA-2K WAVELAND ELEM RESTORE	0.00	0.00
39AJ	DFA-2K NEW ALBANY P.O. RESTORE	0.00	0.00
39AK	DFA-2K STENNIS/USM HYDRO PGM	0.00	0.00
39AL	DFA-2000 CTR ADVANCED TECH PTR	0.00	0.00
39AN	DFA-2000 IHL REPAIR/RENOV FUND	37.25	5,400.01
39AP	DFA-2000 CJC CAP IMP FUND	0.00	13,735.65
39AR	DFA-2000 MS CIVIL WAR BTLFIELD	0.00	0.00
39AS	DFA-2000 AFRICAN-AMER HERITAGE	0.00	105.01
39AT	DFA-2001 HNCK PORT/STENNIS-99	0.00	0.00
39AU	DFA-2001 SPILLWAY RD IMP-99	0.00	7.40

MISSISSIPPI STATE TREASURY
FUNDS INVESTED BY THE STATE TREASURY & INTEREST REVENUE
AS OF JUNE 30, 2006

Fund	Fund Name	Actual Fund Balance	Total Earnings
39AW	DFA-OFF OF BLDGS-TELE CTR-SER A	23.08	0.00
39AX	DFA-OFF OF BLDGS-IHL CI-SER 2001	92,434.20	7,267.12
39AY	DFA-OFF OF BLDGS-CRAFT CTR-2001	1.08	19,830.72
39AZ	DFA-OFF OF BLDGS-97 IHL CI-2001	0.00	0.00
39BA	DFA-OFF OF BLDGS-98 IHL CI-2001	0.00	0.00
39BB	DFA-OFF OF BLDGS-99 PUB SAF-2001	418,401.42	22,181.39
39BC	DFA-OFF OF BLDGS-99 WF&P-2001	9,376.44	2,487.80
39BD	DFA-OFF OF BLDGS-CHILD DISCOV-01	6.31	840.49
39BE	DFA-OFF BLDGS-99 GRAND OPERA 01	0.00	0.00
39BF	DFA-OFF OF BLDGS-CTR ADV TECH-01	0.00	0.00
39BG	DFA-OFF OF BLDGS-2K CAP IMP-2001	0.00	1,811.86
39BH	DFA-OFF BLDGS-2K CJC CAP IMP-01	0.00	0.00
39BJ	DFA-OFF OF BLDGS-2001 CAP IMP-01	4,985,200.55	216,646.22
39BK	DFA-OFF OF BLDGS-IHL REPAIR-2001	0.00	303.05
39BL	DFA-OFF OF BLDGS-ST BLDG REP-01	52,817.53	4,928.95
39BM	DFA-OFF OF BLDGS-S.HAVEN IHL-01	0.00	0.00
39BN	DFA-OFF BLDG-2001 CJC CAP IMP-01	800,782.91	35,304.26
39BP	DFA-OFF BLDGS-LIBRARY CONST-2001	0.00	0.00
39BR	DFA-OFF BLDGS-NEW CAPITAL REP-01	0.00	0.00
39BS	DFA-OFF BLDG-HERITAGE PRESERV-01	0.00	0.00
39BT	DFA-OFF OF BLDGS-ALLSTATE-2002	0.00	0.00
39BU	DFA-OFF OF BLDGS-HANCOCK PT-2002	0.00	0.00
39CA	DFA-TELECOM CONF CTR-SER B	814,001.07	59,397.24
39CB	DFA-CAP IMP-IHL&AGENCY-SER 2002	20,283,272.10	608,857.51
39CC	DFA-OFF BLDGS-98 COM/JR COLL-200	0.00	0.00
39CD	DFA-OFF BLDGS-99 IHL CI-2002	730,808.76	27,812.63
39CE	DFA-OFF BLDG-99 WF&P-2002	0.00	0.00
39CF	DFA-OFF BLDG-2000 COM/JR COLL-02	0.00	0.00
39CG	DFA-OFF BLDG-2001 ST AGENCY-2002	298,450.35	11,083.88
39CH	DFA-OFF BLDGS-2001 COM/JR COLL-0	0.00	0.00
39CJ	DFA-OFF BLDGS-HERITAGE PRES-2002	0.00	0.00
39CK	DFA-OFF BLDG-LANDMARK PGM-2002	0.00	3,428.63
39CL	DFA-OFF BLDG-COM/JR COLL CI-2002	1,719,878.55	31,873.70
39CM	DFA-OFF BLDG-MS TECH CTR-2002	181,549.41	2,105.80
39CN	DFA-OFF BLDG-HOLLY SPGS TRNG-200	0.00	0.00
39CP	DFA-OFF BLDG-CORINTH CIVIL WAR C	0.00	0.00
39CS	DFA-OFF BLDGS-99 COM/JR COLL-200	0.00	0.00
39CT	DFA-OFF BLDG 2003 IHL AGY SER 03	217.22	1,652.14
39CU	DFA-OFF BLDG 2002 IHL AGY SER 03	14,960.42	2,738.84
39CV	DFA-OFF BLDG 99 HNCK PT SER 03	0.00	348.47
4001	DFA-CLEARING	52,345,882.96	0.00
4002	DEPT EDUC-EEF-CAP FAC	0.00	0.00
4003	DEPT EDUC-TEXTBOOKS	0.00	0.00
4004	DEPT EDUC-EEF-M P TRANSP	0.00	0.00
4005	DEPT EDUC-EEF-UNIF MILL	0.00	0.00
4006	DEPT EDUC-EEF-INST MAT	0.00	0.00

MISSISSIPPI STATE TREASURY
FUNDS INVESTED BY THE STATE TREASURY & INTEREST REVENUE
AS OF JUNE 30, 2006

Fund	Fund Name	Actual Fund Balance	Total Earnings
4007	DEPT EDUC-VOCATIONAL ED	0.00	0.00
4008	DEPT EDUC-EEF-ASST READ	0.00	0.00
4030	IHL-UNIV ED ENHANCE	0.82	0.00
4033	IHL-UNIV RESEARCH CENTER	0.00	0.00
4034	IHL-VETERINARY MED	0.00	0.00
4035	IHL-MSU-MS-COOP EXTENSION	0.00	0.00
4036	IHL-MSU-MS-AG & FORESTRY	0.99	0.00
4037	IHL-MSU-FORESTRY/WILDLIFE	0.00	0.00
4038	IHL-UNIV MEDICAL CTR	2.98	0.00
4039	IHL-SYSTEM ADMINISTRATION	36,614.00	0.00
4040	IHL-COMM VOLUNTEER SERV	0.00	0.00
4041	IHL-STENNIS INST FOR GOVT	0.00	0.00
4042	IHL-ALCORN AGRICULTURAL PROG	0.00	0.00
4080	BD CMNTY & JR COL-ED ENHANCE	0.00	0.00
4103	DEPT EDUC-INDUS TRAINING	0.00	0.00
4104	AUTH FOR ETV-ED ENHANCE	117,653.87	0.00
4108	ARTS COMM-ED ENHANCE	155,881.91	0.00
4109	LIBRARY COMM-ED ENHANCE	10,319.72	0.00
4110	BD CMNTY & JR COL-OTH SUPP	0.00	0.00
4112	DEPT WILD FISH PKS-EEF	0.00	0.00
4113	DEPT EDUC-PROGRAMS	0.00	0.00
4114	DEPT EDUC-HOME ECONOMICS	0.00	0.00
4115	DEPT EDUC-INSURANCE	0.00	0.00
4150	DFA-RESERVE	85,355.72	85,355.72
4180	IHL-UNIV MEDICAL CENTER RES	0.00	0.00
4181	IHL-MAFES RESERVE	0.00	0.00
4182	IHL-MCES RESERVE	0.00	0.00
4183	IHL-ASU AGRICULTURE	0.00	0.00
4184	IHL-RESEARCH CENTER	0.00	0.00
4185	IHL-STUDENT FINANCIAL AID	0.00	0.00
4187	IHL-EEF-REAPPROPRIATION	0.00	0.00
4188	IHL-RESERVE-FY96	0.00	0.00
4190	IHL-VETERINARY MEDICINE RES	0.00	0.00
4191	IHL-FORESTRY & WILDLIFE RES	0.00	0.00
4192	IHL-INT ON PROP ENDOWMNT	0.00	0.00
4193	IHL-EXEC OFF MIS UPGRADE	0.00	0.00
4194	IHL-AYERS RELATED PROGRAMS	0.00	0.00
4195	IHL-EDUC ENHANCE RESERVE	0.00	0.00
4196	IHL-GEN SUPP ST DATA BKBONE	0.00	0.00
4200	DEPT EDUC-RESERVE	0.00	0.00
4201	DEPT EDUC-REG ED ENHANCE	341,452.56	0.00
4202	DEPT EDUC-VOC TRNG/AGRI SUP	0.00	0.00
4206	4206 DEPT EDUC-VOC ED-EEF	0.91	0.00
4230	DEPT EDUC-ADEQUATE ED-EEF	10,000,003.42	0.00
4231	DEPT EDUC-NON PUBLIC TEXTBOOKS	139,083.35	0.00
4252	IHL-SUBSIDIARY PROG-EEF	0.00	0.00

**MISSISSIPPI STATE TREASURY
FUNDS INVESTED BY THE STATE TREASURY & INTEREST REVENUE
AS OF JUNE 30, 2006**

Fund	Fund Name	Actual Fund Balance	Total Earnings
4300	BD CMNTY & JR COL-SBCJC	0.00	0.00
4301	BD CMNTY & JR COL-CJC SUPP	0.00	0.00
4302	BD CMNTY & JR COL-CJC CAP	0.00	0.00
4303	BD CMNTY & JR COL-TELECOM	0.50	0.00
4350	MILITARY DEPT-YOUTH CHALL	0.00	0.00
4464	DEPT WILD FISH PKS-WILD MUS	0.00	0.00
4900	DFA-ED ENHANCE	0.00	0.00
5001	THE COMMON TRUST FUND	0.00	0.00
7000	PETROLEUM DE (3002)	0.00	0.00
7003	EDUCATION TRUS (3219)	0.00	0.00
7011	MDA-ENERGY-EXXON (341CA)	0.00	0.00
7012	MDA-ENERGY-STRIPPER WELL (341CC)	3,230,221.42	0.00
7013	MDA-ENERGY-PETRO VIOLATE (341CE)	96,253.16	0.00
7057	MS FARM REF (34CJ1)	0.00	0.00
7067	LOC GOVERN (34CW1)	0.00	0.00
7068	(34CW2)	0.00	0.00
7069	LOCAL GOVER (34CW3)	0.00	0.00
7098	FED ST (3648C)	0.00	0.00
7185	PORT AUTH G (3936A)	0.00	0.00
7212	EMERG CROP SE (397E6)	0.00	0.00
7213	EMERGING CR (397E7)	0.00	0.00
7214	EMERGING CROP (397E8)	0.00	0.00
7225	MBI SINKING (397R2)	0.00	0.00
7226	MBI P SINKI (397R3)	0.00	0.00
7227	MBI S-Q SIN (397R4)	0.00	0.00
7228	(397R5)	0.00	0.00
7229	MBI SINK FUND -SER S (397R6)	0.00	0.00
7230	MBI SER T S (397R7)	0.00	0.00
7232	94 B JUV DE (397T1)	0.00	0.00
7237	TRS MS BUS INV CU (3988C)	0.00	0.00
7239	MBI SER B S (398AB)	0.00	0.00
7241	MBI SER F S (398AF)	0.00	0.00
7244	SED 99 A-E (398FF)	0.00	0.00
7246	SED 94 A-Q (398F5)	0.00	0.00
7247	SED 94 R-Z (398F6)	0.00	0.00
7249	SM ENT DEV (398FA)	0.00	0.00
7250	SER 94 (398FB)	0.00	0.00
7251	SED 97 A-H (398FC)	0.00	0.00
7275	MBI SKG FD SER U (397R8)	0.00	0.00
7337	397W(1) ST TREAS-GAMING CO SINK	0.00	0.00
7376	398F(J) ST TREAS-SED 2000	0.00	0.00

**MISSISSIPPI STATE TREASURY
FUNDS INVESTED BY THE STATE TREASURY & INTEREST REVENUE
AS OF JUNE 30, 2006**

Fund	Fund Name	Actual Fund Balance	Total Earnings
7377	397W(1) ST TREAS-GAMING SINK	0.00	0.00
7381	397R(A) ST TREAS-MBI SER W	0.00	0.00
8451	MFC - CLEARING ACCOU	0.00	0.00
9171	ST TREAS-CLEARING FUND	131,858,341.63	0.00
9895	TAX COMM-ABC CLEARING	3,583,490.33	0.00
TOTAL SPECIAL FUND INVESTMENT BALANCE & INTEREST REVENUE		2,486,251,848.61	85,507,504.38
TOTAL FUNDS INVESTED BY THE STATE TREASURY AND INTEREST EARNINGS		2,624,618,867.49	102,471,009.08

◆ BOND INDEBTEDNESS ◆

**STATE OF MISSISSIPPI
SCHEDULE OF DEBT SERVICE
NET GENERAL OBLIGATION BONDS**

Fiscal Year		Principal Payment		Interest Payment		Total Payment
2007		228,455,000		143,762,681		372,217,681
2008		233,010,000		132,173,713		365,183,713
2009		237,165,000		121,302,678		358,467,678
2010		233,430,000		109,369,191		342,799,191
2011		227,285,000		97,783,204		325,068,204
2012		214,615,000		69,683,136		284,298,136
2013		189,465,000		76,056,468		265,521,468
2014		185,255,000		66,393,564		251,648,564
2015		175,380,000		56,997,952		232,377,952
2016		156,055,000		48,352,291		204,407,291
2017		159,465,000		40,446,660		199,911,660
2018		126,520,000		32,874,533		159,394,533
2019		114,290,000		26,632,950		140,922,950
2020		95,355,000		21,468,409		116,823,409
2021		79,525,000		17,194,290		96,719,290
2022		66,660,000		13,613,614		80,273,614
2023		56,380,000		10,641,425		67,021,425
2024		46,895,000		8,187,573		55,082,573
2025		37,250,000		5,938,608		43,188,608
2026		38,840,000		4,073,773		42,913,773
2027		16,835,000		2,652,000		19,487,000
2028		17,680,000		1,810,250		19,490,250
2029		18,525,000		926,250		19,451,250
		2,954,335,000		1,108,335,212		4,062,670,212

STATE OF MISSISSIPPI
SCHEDULE OF DEBT SERVICE
SELF-SUPPORTING GENERAL OBLIGATION BONDS WITH SPECIFIC REVENUE PLEDGES

Fiscal Year	Principal Payment	Interest Payment	Total Payment
2007	2,535,000	1,637,476	4,172,476
2008	2,635,000	1,538,813	4,173,813
2009	2,750,000	1,433,373	4,183,373
2010	2,875,000	1,314,855	4,189,855
2011	3,000,000	1,182,648	4,182,648
2012	3,135,000	1,042,968	4,177,968
2013	3,280,000	895,531	4,175,531
2014	2,405,000	759,625	3,164,625
2015	2,525,000	636,375	3,161,375
2016	2,655,000	506,875	3,161,875
2017	2,790,000	370,750	3,160,750
2018	2,935,000	227,625	3,162,625
2019	3,085,000	77,125	3,162,125
	36,605,000	11,624,038	48,229,038

**STATE OF MISSISSIPPI
SCHEDULE OF DEBT SERVICE
TOTAL GENERAL OBLIGATION BONDS**

Fiscal Year	Principal Payment	Interest Payment	Total Payment
2007	230,990,000	145,400,157	376,390,157
2008	235,645,000	133,712,526	369,357,526
2009	239,915,000	122,736,051	362,651,051
2010	236,305,000	110,684,046	346,989,046
2011	230,285,000	98,965,852	329,250,852
2012	217,750,000	70,726,104	288,476,104
2013	192,745,000	76,951,999	269,696,999
2014	187,660,000	67,153,189	254,813,189
2015	177,905,000	57,634,327	235,539,327
2016	158,710,000	48,859,166	207,569,166
2017	162,255,000	40,817,410	203,072,410
2018	129,455,000	33,102,158	162,557,158
2019	117,375,000	26,710,075	144,085,075
2020	95,355,000	21,468,409	116,823,409
2021	79,525,000	17,194,290	96,719,290
2022	66,660,000	13,613,614	80,273,614
2023	56,380,000	10,641,425	67,021,425
2024	46,895,000	8,187,573	55,082,573
2025	37,250,000	5,938,608	43,188,608
2026	38,840,000	4,073,773	42,913,773
2027	16,835,000	2,652,000	19,487,000
2028	17,680,000	1,810,250	19,490,250
2029	18,525,000	926,250	19,451,250
	2,990,940,000	1,119,959,252	4,110,899,252

**STATE OF MISSISSIPPI
SCHEDULE OF DEBT SERVICE
TOTAL REVENUE BONDS**

Fiscal Year		Principal Payment		Interest Payment		Total Payment
2007		22,440,000		3,691,800		26,131,800
2008		23,420,000		2,513,700		25,933,700
2009		24,460,000		1,284,150		25,744,150
		70,320,000		7,489,650		77,809,650

**STATE OF MISSISSIPPI
SCHEDULE OF DEBT SERVICE
TOTAL BOND INDEBTEDNESS**

Fiscal Year	Principal Payment	Interest Payment	Total Payment
2007	253,430,000	149,091,957	402,521,957
2008	259,065,000	136,226,226	395,291,226
2009	264,375,000	124,020,201	388,395,201
2010	236,305,000	110,684,046	346,989,046
2011	230,285,000	98,965,852	329,250,852
2012	217,750,000	70,726,104	288,476,104
2013	192,745,000	76,951,999	269,696,999
2014	187,660,000	67,153,189	254,813,189
2015	177,905,000	57,634,327	235,539,327
2016	158,710,000	48,859,166	207,569,166
2017	162,255,000	40,817,410	203,072,410
2018	129,455,000	33,102,158	162,557,158
2019	117,375,000	26,710,075	144,085,075
2020	95,355,000	21,468,409	116,823,409
2021	79,525,000	17,194,290	96,719,290
2022	66,660,000	13,613,614	80,273,614
2023	56,380,000	10,641,425	67,021,425
2024	46,895,000	8,187,573	55,082,573
2025	37,250,000	5,938,608	43,188,608
2026	38,840,000	4,073,773	42,913,773
2027	16,835,000	2,652,000	19,487,000
2028	17,680,000	1,810,250	19,490,250
2029	18,525,000	926,250	19,451,250
	3,061,260,000	1,127,448,902	4,188,708,902

NOTES TO THE ANNUAL REPORT OF THE TREASURER

-SIGNIFICANT ACCOUNTING POLICIES-

Significant accounting policies applicable to the State Treasurer are described below:

- A. Basis of Accounting** – The accompanying financial statements of the State Treasurer have been prepared on the cash basis of accounting for the reporting period July 1, 2002 through June 30, 2003. The Treasury’s policy is to record receipts when deposited with the Treasurer’s Office and disbursements when state warrants are presented to the Treasurer’s Office for redemption.
- B. Fund Accounting** – The financial activities of the state are recorded in individual funds that are used to observe the restrictions placed on resources and expenditures and to report the financial position of these funds. A fund is defined as an independent fiscal and accounting entity with a self-balancing set of accounts. Individual funds are segregated for the purpose of carrying on specific activities or attaining certain objectives in accordance with specific regulations, restrictions or statutory limitations.